



A Project of the PWG-IPP Working Group

Printer Working Group (PWG): Semantic Model

IEEE-ISTO Printer Working Group
Standard XXXX.X-200X

Working Draft progressing to Proposed Standard

~~February 12~~ March 17 2003

Version 0.26~~20~~

Abstract: This document is a high level overview of the Semantic Model defined by the PWG. This document briefly describes the semantic elements defined in various PWG documents and PWG documents submitted to the IETF. The Semantic Model also incorporates additions made by other groups addressing print systems. With every semantic element included a reference is provided to the document and section that details the semantic definition.

The Semantic Model contains a high level description of the Actions that operate on the objects and attributes in the model. This document does not describe the mapping of the semantics onto a specific protocol or network environment.

This document is available electronically at:

<ftp://ftp.pwg.org/pub/pwg/standards/???.pdf>, .doc, .rtf

PWG Semantic Model

26 Copyright (C) [2002](#), [2003](#)~~2~~, IEEE Industry Standards and Technology Organization. All rights
27 reserved.

28

29 This document may be copied and furnished to others, and derivative works that comment on, or
30 otherwise explain it or assist in its implementation may be prepared, copied, published and
31 distributed, in whole or in part, without restriction of any kind, provided that the above copyright
32 notice, this paragraph and the title of the Document as referenced below are included on all such
33 copies and derivative works. However, this document itself may not be modified in any way, such
34 as by removing the copyright notice or references to the IEEE-ISTO and the Printer Working
35 Group, a program of the IEEE-ISTO.

36 Title: Printer Working Group (PWG): Semantic Model

37 The IEEE-ISTO and the Printer Working Group DISCLAIM ANY AND ALL WARRANTIES,
38 WHETHER EXPRESS OR IMPLIED INCLUDING (WITHOUT LIMITATION) ANY IMPLIED
39 WARRANTIES OF MERCHANTABILITY OR FITNESS FOR A PARTICULAR PURPOSE.

40 The Printer Working Group, a program of the IEEE-ISTO, reserves the right to make changes to
41 the document without further notice. The document may be updated, replaced or made obsolete by
42 other documents at any time.

43 The IEEE-ISTO takes no position regarding the validity or scope of any intellectual property or
44 other rights that might be claimed to pertain to the implementation or use of the technology
45 described in this document or the extent to which any license under such rights might or might not
46 be available; neither does it represent that it has made any effort to identify any such rights.

47 The IEEE-ISTO invites any interested party to bring to its attention any copyrights, patents, or
48 patent applications, or other proprietary rights which may cover technology that may be required to
49 implement the contents of this document. The IEEE-ISTO and its programs shall not be responsible
50 for identifying patents for which a license may be required by a document and/or IEEE-ISTO
51 Industry Group Standard or for conducting inquiries into the legal validity or scope of those patents
52 that are brought to its attention. Inquiries may be submitted to the IEEE-ISTO by e-mail at:

53 ieee-isto@ieee.org.

54 The Printer Working Group acknowledges that the IEEE-ISTO (acting itself or through its
55 designees) is, and shall at all times, be the sole entity that may authorize the use of certification
56 marks, trademarks, or other special designations to indicate compliance with these materials.

57 Use of this document is wholly voluntary. The existence of this document does not imply that
58 there are no other ways to produce, test, measure, purchase, market, or provide other goods and
59 services related to its scope.

60

61 The IEEE-ISTO is a not-for-profit corporation offering industry groups an innovative and flexible
62 operational forum and support services. The IEEE-ISTO provides a forum not only to develop
63 standards, but also to facilitate activities that support the implementation and acceptance of
64 standards in the marketplace. The organization is affiliated with the IEEE (<http://www.ieee.org/>) and
65 the IEEE Standards Association (<http://standards.ieee.org/>).

PWG Semantic Model

66

67 For additional information regarding the IEEE-ISTO and its industry programs visit [http://www.ieee-](http://www.ieee-isto.org)
68 [isto.org](http://www.ieee-isto.org).

69

70

71 About the IEEE-ISTO PWG

72 The Printer Working Group (or PWG) is a Program of the IEEE Industry Standards and
73 Technology Organization (ISTO) with member organizations including printer manufacturers, print
74 server developers, operating system providers, network operating systems providers, network
75 connectivity vendors, and print management application developers. The group is chartered to
76 make printers and the applications and operating systems supporting them work together better.
77 All references to the PWG in this document implicitly mean “The Printer Working Group, a
78 Program of the IEEE ISTO.” In order to meet this objective, the PWG will document the results of
79 their work as open standards that define print related protocols, interfaces, procedures and
80 conventions. Printer manufacturers and vendors of printer related software will benefit from the
81 interoperability provided by voluntary conformance to these standards.

82 In general, a PWG standard is a specification that is stable, well understood, and is technically
83 competent, has multiple, independent and interoperable implementations with substantial
84 operational experience, and enjoys significant public support.

85 For additional information regarding the Printer Working Group visit: <http://www.pwg.org>

86

87

88 Contact information:

89 PWG Semantic Model; Web Page: <http://www.pwg.org/sm/>

90 PWG Semantic Model Mailing List: <mailto:sm@pwg.org>

91 To subscribe to the Print Services mailing list, send the following email:

92 1) Send it to <mailto:majordomo@pwg.org>

93 2) Leave the subject line blank

94 3) Put the following two lines in the message body:

95 subscribe sm

96 end

97 Implementers of this specification are encouraged to join the PWG Semantic Model Mailing List in
98 order to participate in any discussions of clarifications or review of registration proposals for
99 additional semantic elements or values. Requests for additional semantic elements or values, for
100 inclusion in this specification, should be sent to the PWG Semantic Model Mailing list for
101 consideration.

102

103

Table of Contents

103

104 1 Introduction..... 8

105 2 Terminology..... 8

106 3 Model Overview 9

107 4 Data Classes 10

108 4.1 Naming of Classes, Elements and Values 11

109 4.2 Printer Object Class 11

110 4.2.1 Printer Status Elements..... 11

111 4.2.2 Printer Description Elements 12

112 4.2.3 Printer Defaults, Supported and Ready Processing Elements 13

113 4.3 Job Object Class..... 14

114 4.3.1 Job Status Elements 14

115 4.3.2 Job Description Elements 15

116 4.4 Document Object Class 16

117 4.4.1 Document Status Elements 16

118 4.4.2 Document Description Elements 18

119 4.5 Processing Elements 18

120 4.5.1 Job Processing Elements..... 18

121 4.5.2 Document Processing Elements..... 19

122 4.6 Processing Actual Elements..... 20

123 4.6.1 Job Processing Actual Elements 20

124 4.6.2 Document Processing Actual Elements 20

125 5 Actions 21

126 5.1 Job Creation and document submission Actions 22

127 5.1.1 CreateJob 23

128 5.1.2 CloseJob 23

129 5.1.3 PrintJob 23

130 5.1.4 PrintUri 24

131 5.1.5 SendDocument..... 24

132 5.1.6 SendUri 24

133 5.1.7 ValidateDocument 24

134 5.1.8 ValidateJob 24

PWG Semantic Model

135	5.2	Job and Document Control Actions.....	24
136	5.2.1	CancelCurrentJob.....	25
137	5.2.2	CancelDocument.....	25
138	5.2.3	CancelJob.....	25
139	5.2.4	DeleteDocument.....	25
140	5.2.5	HoldJob.....	25
141	5.2.6	PromoteJob.....	25
142	5.2.7	ReleaseJob.....	25
143	5.2.8	ReprocessJob.....	25
144	5.2.9	RestartJob.....	25
145	5.2.10	ResumeJob.....	25
146	5.2.11	ScheduleJobAfter.....	25
147	5.2.12	SetDocumentElements.....	26
148	5.2.13	SetJobElements.....	26
149	5.2.14	SuspendCurrentJob.....	26
150	5.3	Status and information Actions.....	26
151	5.3.1	GetDocumentElements.....	26
152	5.3.2	GetDocuments.....	26
153	5.3.3	GetJobElements.....	26
154	5.3.4	GetJobs.....	26
155	5.3.5	GetPrinterElements.....	26
156	5.3.6	GetPrinterSettableElementValues.....	27
157	5.4	Printer Control Actions.....	27
158	5.4.1	ActivatePrinter.....	27
159	5.4.2	DeactivatePrinter.....	27
160	5.4.3	DisablePrinter.....	27
161	5.4.4	EnablePrinter.....	27
162	5.4.5	HoldNewJobs.....	27
163	5.4.6	PausePrinter.....	27
164	5.4.7	PausePrinterAfterCurrentJob.....	27
165	5.4.8	PurgeJobs.....	27
166	5.4.9	ReleaseHeldNewJobs.....	28
167	5.4.10	RestartPrinter.....	28

PWG Semantic Model

168	5.4.11	ResumePrinter.....	28
169	5.4.12	SetPrinterElements.....	28
170	5.4.13	ShutdownPrinter.....	28
171	5.4.14	StartupPrinter.....	28
172	6	Globalization.....	29
173	7	Summary of elements.....	30
174	7.1	Processing Elements (Job and Document).....	30
175	7.2	Job Elements (Status and Description).....	40
176	7.3	Document Elements (Status and Description).....	44
177	7.4	Printer Elements (Status and Description).....	50
178	8	Status Strings.....	57
179	9	Semantic Elements to be added.....	60
180	10	Change Log.....	61 60
181	11	References.....	63
182	12	Author's Addresses.....	64
183	12.1	Other Participants.....	65 64
184	13	Appendix A – UPnP Definitions.....	65
185	13.1	DeviceId.....	65
186	14	Appendix B – IPP Mapping.....	66 65
187	14.1	Changes to remove some IPP specific aspects.....	66 65
188	14.2	Attribute Group Mapping.....	67 66

Table of Figures

191	Figure 1	Model Overview.....	9
192	Figure 2	Data Classes.....	10
193	Figure 3	Printer Status Elements.....	11
194	Figure 4	- The "PrinterState" element and the Printer Life Cycle.....	12
195	Figure 5	Printer Description Elements.....	12
196	Figure 6	Job Status Elements.....	14
197	Figure 7	The "JobState" Job Element and the Job object life cycle.....	15
198	Figure 8	Job Description Elements.....	16
199	Figure 9	Document Status Elements.....	17
200	Figure 10	"DocumentState" Element and Document object life Cycle.....	17

PWG Semantic Model

201	Figure 11 Document Description Elements	18
202	Figure 12 Job Processing Elements	19
203	Figure 13 Document Processing Elements	20
204	Figure 14 Processing Instruction Processing	22
205		
206	Table of Tables	
207	Table 1-Integer syntax whose ProcessingElementSupported syntax isn't RangeOfInteger.....	13
208	Table 2 - Summary of Actions	22
209	Table 3 - Processing Elements (Job and Document)	30
210	Table 4- Job Elements (Status and Description).....	40
211	Table 5 – Document Elements (Status and Description).....	45
212	Table 6 - Printer Elements (Status and Description)	50
213	Table 7 Status strings indicating some degree of success	57
214	Table 8 Status strings indicating error on the part of the Client	57
215	Table 9 Status strings indicating error on the part of the Printer	59
216		
217		

PWG Semantic Model

217 1 Introduction

218 This document is a high level overview of the Semantic Model defined by the PWG. This
219 document briefly describes the semantic elements defined in various PWG documents and PWG
220 documents submitted to the IETF. The Semantic Model also incorporates additions made by other
221 groups addressing print systems. With every semantic element included a reference is provided to
222 the document and section that details the semantic definition.

223 The Semantic Model contains a high level description of the Actions that operate on the objects and
224 Elements in the model. This document does not describe the mapping of the semantics onto a
225 specific protocol or network environment.

226 2 Terminology

Action	A request that a Print Client makes to an object to perform some activity. The object returns a response to the Print Client that contains some information about the effect of the action on the object.
Data Class	A template for data describing an object and representing its state. Each Element in the data class represents a semantic element of the associated object.
Document	An object containing descriptive and state information for a logical unit of information to be printed. The object may contain processing information. The document content is represented by a single data (e.g. PDL, image) file and contains Pages.
Document Processing Elements	Document Elements supplied by the Print Client to direct the printing of a Document that the Printer copies to the Document. Examples: Copies, Finishings, Media, NumberUp.
End User	A print client that has no special rights on the printer. The End User typically submits jobs. The End User is allowed to query the printer, jobs and documents and control jobs based on policy.
Element	In this Document <i>element</i> is used to describe a characteristic of an object. (In XML an element is a construct that defines a component of an object.)
Impression	Everything printed on a single side of a media
Job	An object that represents the submission of work for the printer. It contains descriptive and state information as well as default Document Processing Elements. Jobs contain one or more Documents
Job Description Elements	Job Elements supplied by the Print Client to describe the Job. Examples: JobName, RequestingUserName, JobRecipient
Job Processing Elements	Job Elements supplied by the Print Client to direct the printing of the Job as a whole that the Printer copies to the Job. Examples: JobHoldUntil, JobPriority, JobCopies, JobFinishings.
Object	A entity that instantiates a data class and implements the appropriate actions.
Operator	A print client that has special rights on the printer. The Operator typically oversees the printer. The Operator is allowed to query and control the printer, jobs and documents based on site policy.
MediaSheet	A sheet of paper, or other material, used for printing
Page	A logical entity that represents the information contained on a single side of a sheet of media. Note that this is the electronic form and that multiple pages can be rendered into a single impression through N-Up printing
PDL	(Page Description Language) A language that describes the content to be printed and how it will be laid out on a page (e.g. Adobe PostScript® Hewlett Packard PCL®)

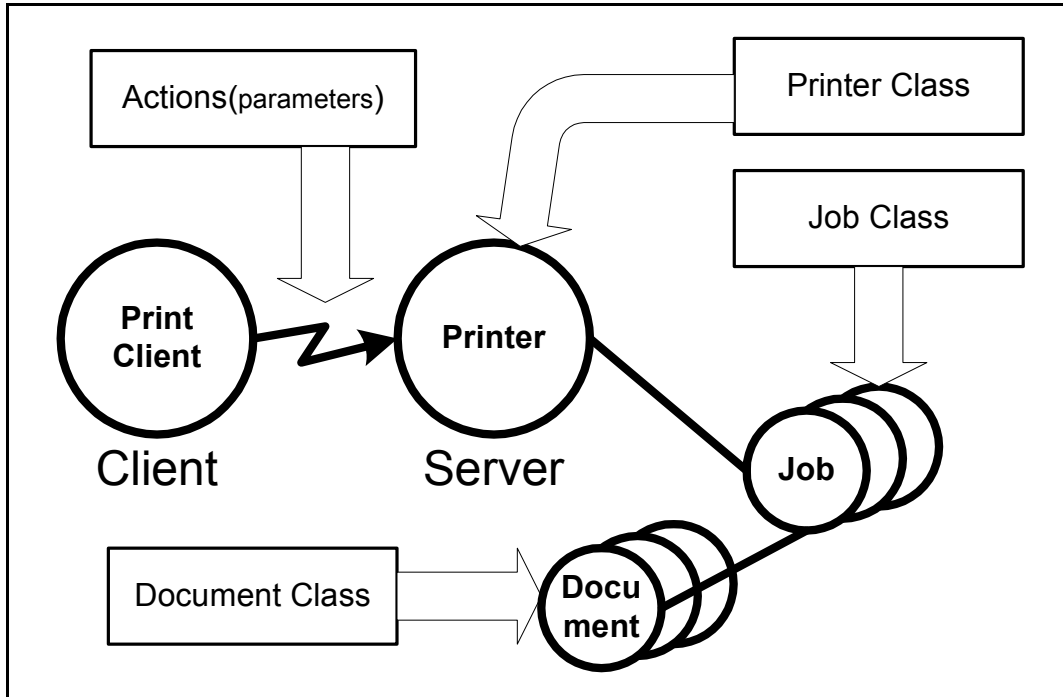
PWG Semantic Model

	will be laid out on a page (e.g. Adobe PostScript®, Hewlett Packard PCL®).
Print Client	An application or network entity that performs actions
Printer	An object that represents a printing device, set of printing devices, or a printing service and contains zero or more Jobs
Type 1 keyword	All the values are defined in the specification. Additional values require a new specification.
Type 2 keyword	An initial set of values is defined in the specification. This working group registers additional values after review. The initial versions of the specification will contain the values registered so far. After the specification is approved, this working group will register additional values after approval.
Type 3 keyword	An initial set of values is defined in the specification. Additional values are registered without working group review. The initial versions of the specification contain the values registered so far. After the specification is approved, this working group will register additional values without approval.

227

228 **3 Model Overview**

229 The Printer Working Group (PWG) has defined a simplified printing model. It represents printing
 230 in either a client/server print paradigm or a peer-to-peer print paradigm. The PWG model describes
 231 the device as a Printer object. A Printer object may represent one or more physical Printers.
 232 Another object is the Job. A Printer can contain zero or more Jobs and a Job is contained in only
 233 one Printer. Each Job can contain zero or more documents. A Job can contain zero or more
 234 Documents and a Document is contained in only one Printer. The PWG model contains methods
 235 that act upon these objects.



236

237 **Figure 1 Model Overview**

238 The objects are represented in the semantic model as data classes. The methods are represented as a
 239 set of actions that act upon those data classes. The actions permit the creation and control of Jobs

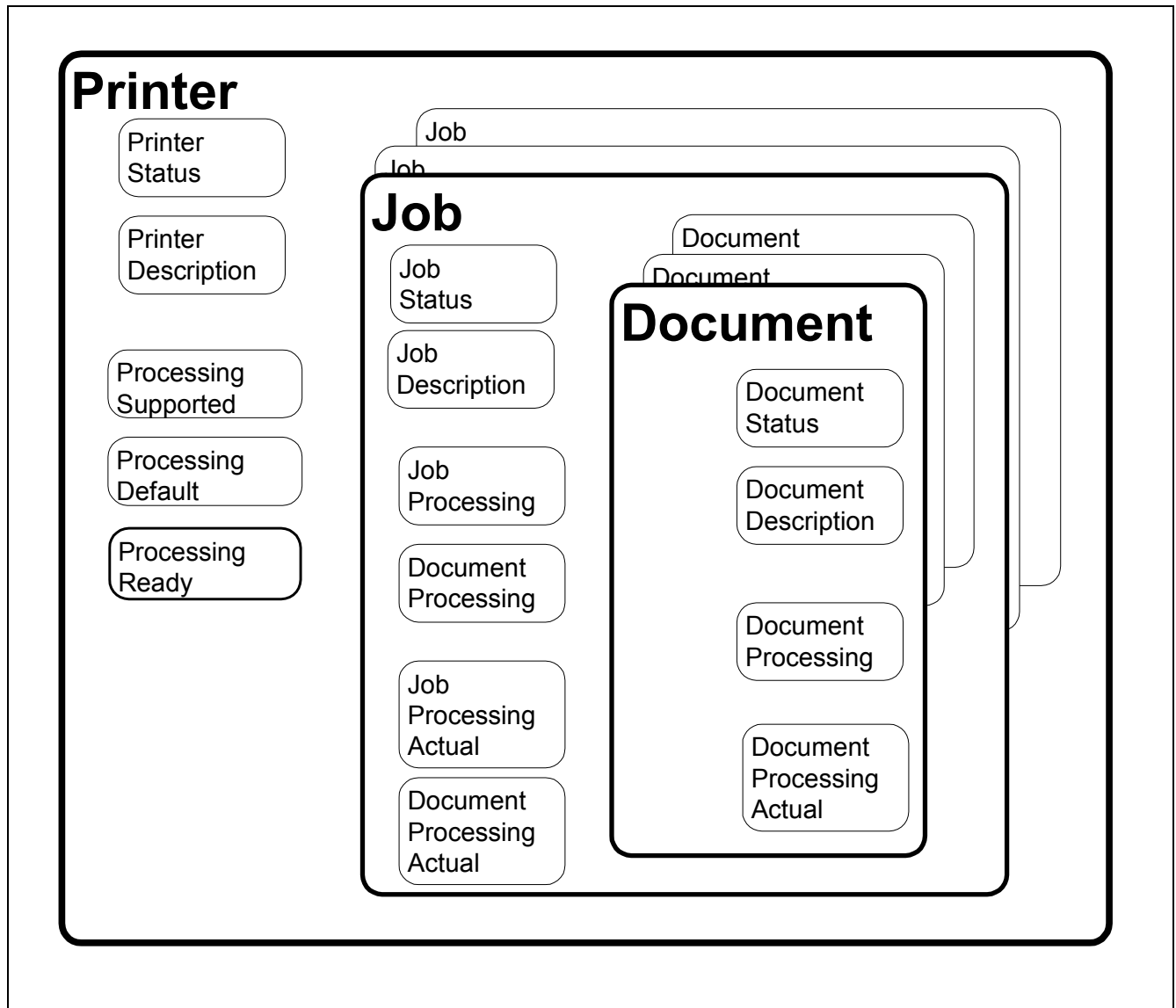
PWG Semantic Model

240 and documents as well as the submission of Document data. The content of a Document is
241 included in the submission or can be accessed via a URL reference. There are also actions to query
242 a Printer, Job or Document to access their Elements or to list their contained objects.

243 The model uses a number of terms with specific meaning for a printer.

244 4 Data Classes

245 This section describes the data classes in the PWG semantic model. Some of the classes are taken
246 from the model and semantics of IPP [rfc2911]. [Figure 2](#) Shows the data classes, their
247 elements and the containment relationship between the classes



248
249

250

Figure 2 Data Classes

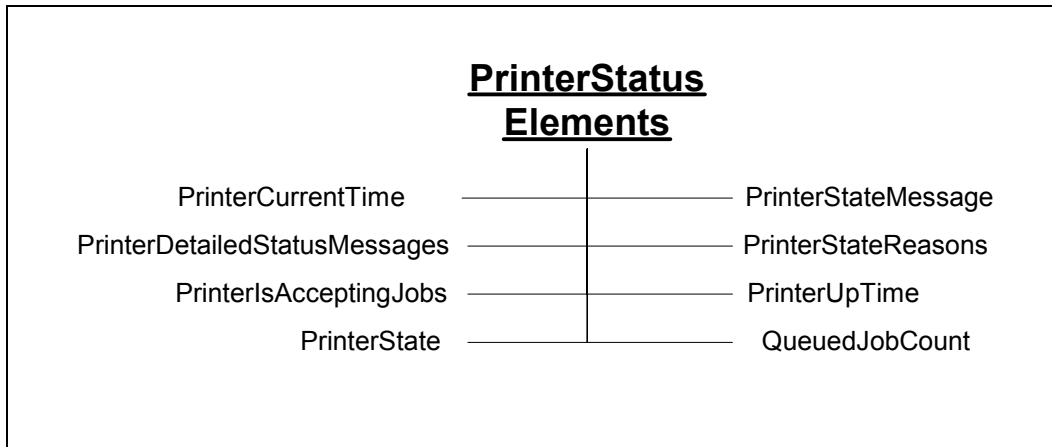
251 **4.1 Naming of Classes, Elements and Values**
 252 The Action, Class, Element and Value keywords are shown here with mixed case for readability.
 253 For the purpose of matching, the case can be ignored. Specific mapping, of the Semantic Model,
 254 can mandate policy on case sensitivity. Mappings that impose case sensitivity for matching may
 255 simplify their implementations. Mappings that ignore case results in a server that will accept
 256 slightly malformed (i.e. case does not agree) requests. In either mapping the keyword’s semantic
 257 are identical.

258 **4.14.2 Printer Object Class**

259 The Printer class is represented by a collection of elements as shown in [Figure 2](#)~~Figure-2~~. The
 260 Printer Elements are presented in detail in [Table 6](#)~~Table-6~~. The printer object also contains
 261 elements that describe the valid processing element values. (See section 4.5 for processing
 262 elements) The Printer class is the container for Jobs.

263 **4.1.14.2.1 Printer Status Elements**

264 [Figure 3](#)~~Figure-3~~ below shows the Printer Status Elements. These elements represent the state of
 265 the printer such as the number of jobs or existing error conditions. Automata change the values of
 266 the elements in this group. End Users cannot directly modify their values. The End User can affect
 267 the values of these elements through actions (e.g. PausePrinter can change the value of
 268 PrinterIsAcceptingJobs”). The semantics of the elements are summarized in [Table 6](#)~~Table-6~~.

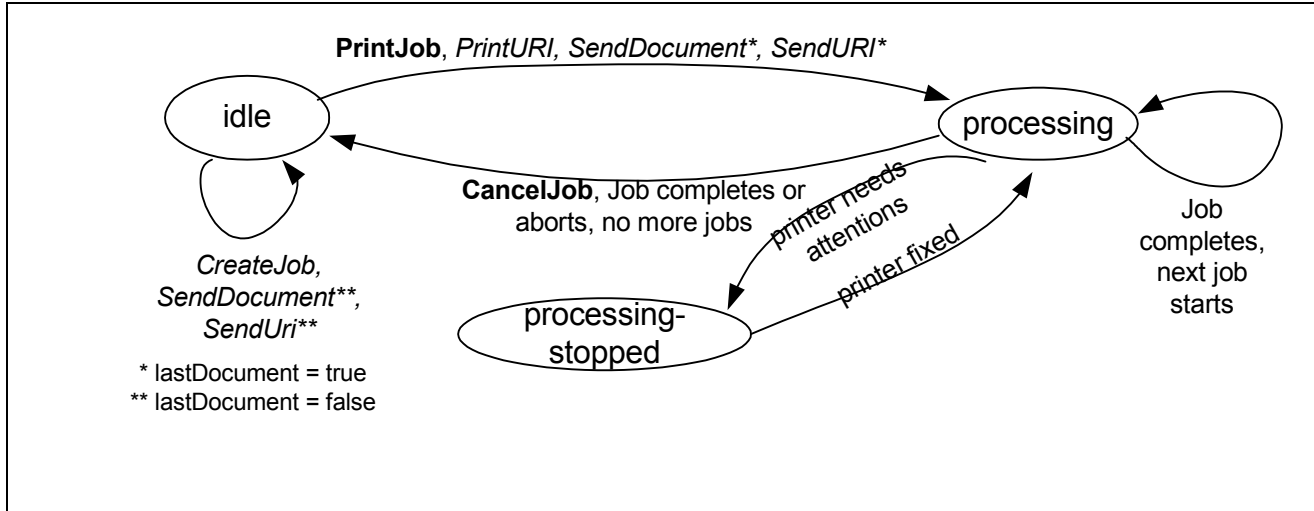


269

270 **Figure 3 Printer Status Elements**

271 The “PrinterState” element is one of the most important Printer Status elements. [Figure 4](#)~~Figure-4~~
 272 shows the values of the “PrinterState” element and the Printer life cycle as affected by actions on
 273 the Printer and job processing.

PWG Semantic Model

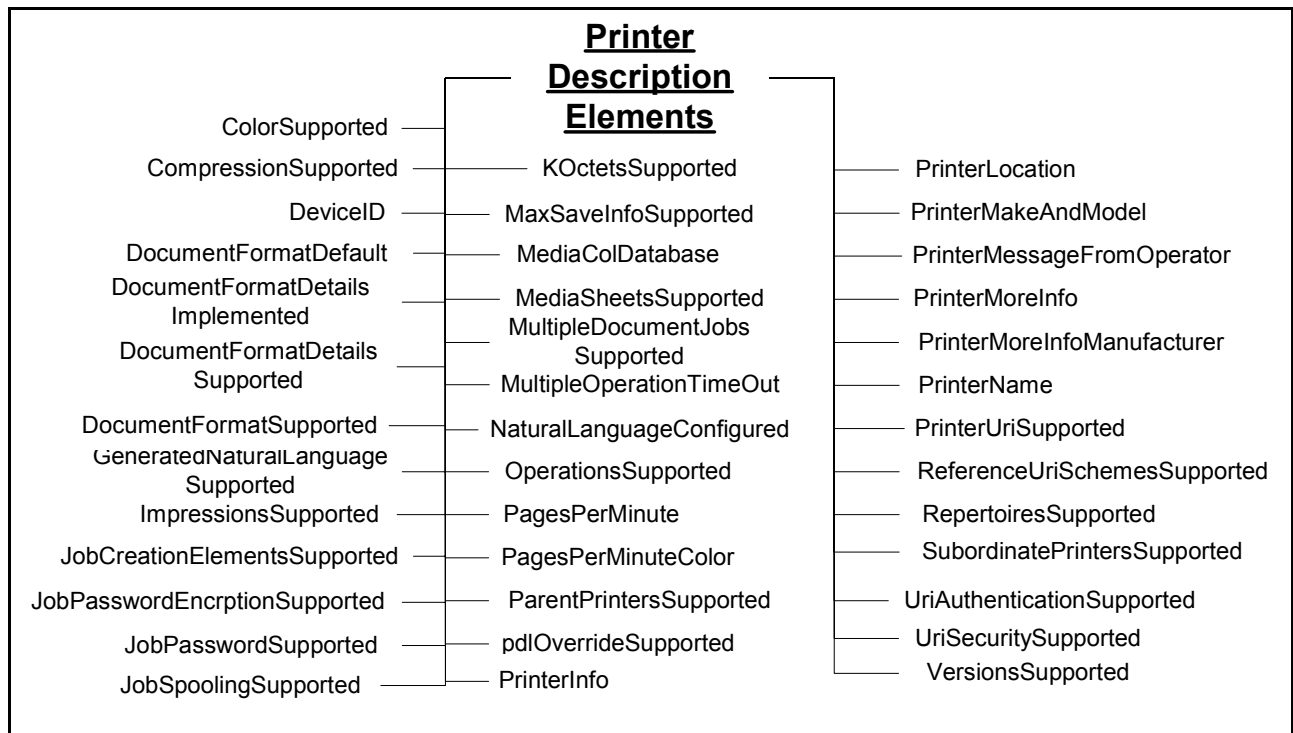


274
275

276 **Figure 4 - The "PrinterState" element and the Printer Life Cycle**

277 **4.1.24.2.2 Printer Description Elements**

278 **Figure 5** below shows the Printer Description Elements. These elements contain
 279 information that describes the printer such as its make, where it's located and its speed. An
 280 automaton controls some of the elements in this group (e.g. "PagesPerMinute"). Others elements in
 281 this group can be modified by Operators or Administrators (e.g. "PrinterName"). The semantics of
 282 the elements are summarized in **Table 6**.



283
284

285 **Figure 5 Printer Description Elements**

286 **4.1.34.2.3 Printer Defaults, Supported and Ready Processing Elements**

287 See section 4.5 below for the elements that may comprise these groups. Processing Elements are
 288 the union of Job Processing Elements and Document Processing Elements. If a Processing element
 289 (e.g. Media) is supported, the Printer must have an associated Processing Supported Element (e.g.
 290 MediaSupported) and Processing Default Element (e.g. MediaDefault) Printer element. There may
 291 be an associated Processing Ready Element (e.g. MediaReady) Printer element. By retrieving the
 292 Printer Processing elements, a Client can determine all the Job and Document Processing elements
 293 and values that may be used in creating Jobs and Documents.

294 All Processing Supported, Processing Ready and Processing Default Elements have an associated
 295 Processing Element. There are Printer Description Elements with a “Supported” suffix (e.g.
 296 ImpressionsSupported). While they do list the valid values for the base element (e.g. Impressions),
 297 they are not Processing Supported Elements. The difference is the containing group for the base
 298 element. Note that the Impressions element is a member of the Job and Document Description
 299 groups.

300 **4.1.3.14.2.3.1 Processing Supported Elements**

301 These elements list all the currently configured valid values for each Job Processing Element and
 302 Document Processing Element. Though the Printer is configured to support the feature, human
 303 intervention may be required to process the job (e.g. selected paper may have to be loaded into a
 304 tray).

305 The syntax for Processing Elements Supported is multi-valued when the associated processing
 306 element is a string. When syntax of the processing element is an integer, the syntax of the
 307 corresponding Processing Supported Element is usually RangeOfInteger that indicates the
 308 minimum and maximum values supported by the Printer. However, there are some exceptions as
 309 indicated in [Table 1](#)~~Table 1~~.

310 **Table 1-Integer syntax whose ProcessingElementSupported syntax isn’t RangeOfInteger**

“xxx” element name	“xxx” syntax	“xxxSupported” syntax
JobPriority	Integer	Integer (Max value)
Copies	Integer	Integer (Max value)
PageRanges	RangeOfInteger (Multivalued)	Boolean (are PageRanges supported)

311 **4.1.3.24.2.3.2 Processing Default Elements**

312 These elements give the default value for the associated processing instruction if the Processing
 313 Element of the job and document are not supplied and the instructions is not embedded in the PDL.
 314 The syntax for the Processing Default Elements is the same as the corresponding Processing
 315 Element. The only exception is that the PageRanges element does not have a PageRangesDefault
 316 element.

317 **4.1.3.34.2.3.3 Processing Ready Elements**

318 These elements give the features available without human intervention. The syntax for a
 319 Processing Ready Element is the same as the corresponding Processing Element.

320 **4.2.4.3 Job Object Class**

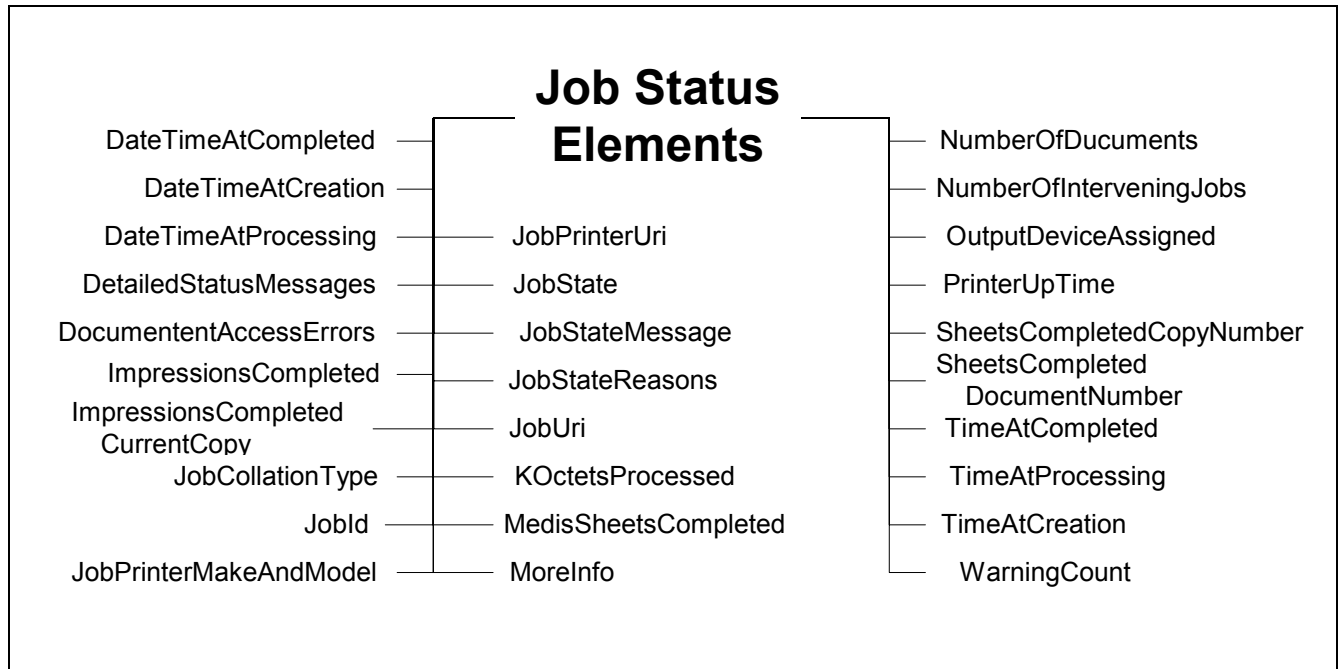
321 The Job object class is represented by a collection of elements divided into six groups as shown in
 322 [Figure 2](#). The Job class also contains the document class

- 323 Job Status Elements – See Section 4.3.1
- 324 Job Description Elements – See section 4.3.2.
- 325 Job Processing Elements – See section 4.5.1
- 326 Document Processing Elements – See section 4.5.2
- 327 Job Processing Actual Elements – See section 4.6.1
- 328 Document Processing Actual Elements – See section 4.6.2

329 **4.2.14.3.1 Job Status Elements**

330 [Figure 6](#) below shows the Job Status Elements. [These elements reflect the status of the Job](#)
 331 [as a whole](#). Automata primarily control the elements in this group. [End Users-Clients](#) cannot
 332 directly modify their values. The [End User-Client](#) can affect the values of these elements through
 333 actions (e.g. CancelJob can change the value of JobStateReasons”). The semantics of the [Job](#)
 334 [Status](#) elements are summarized in [Table 4](#).

335



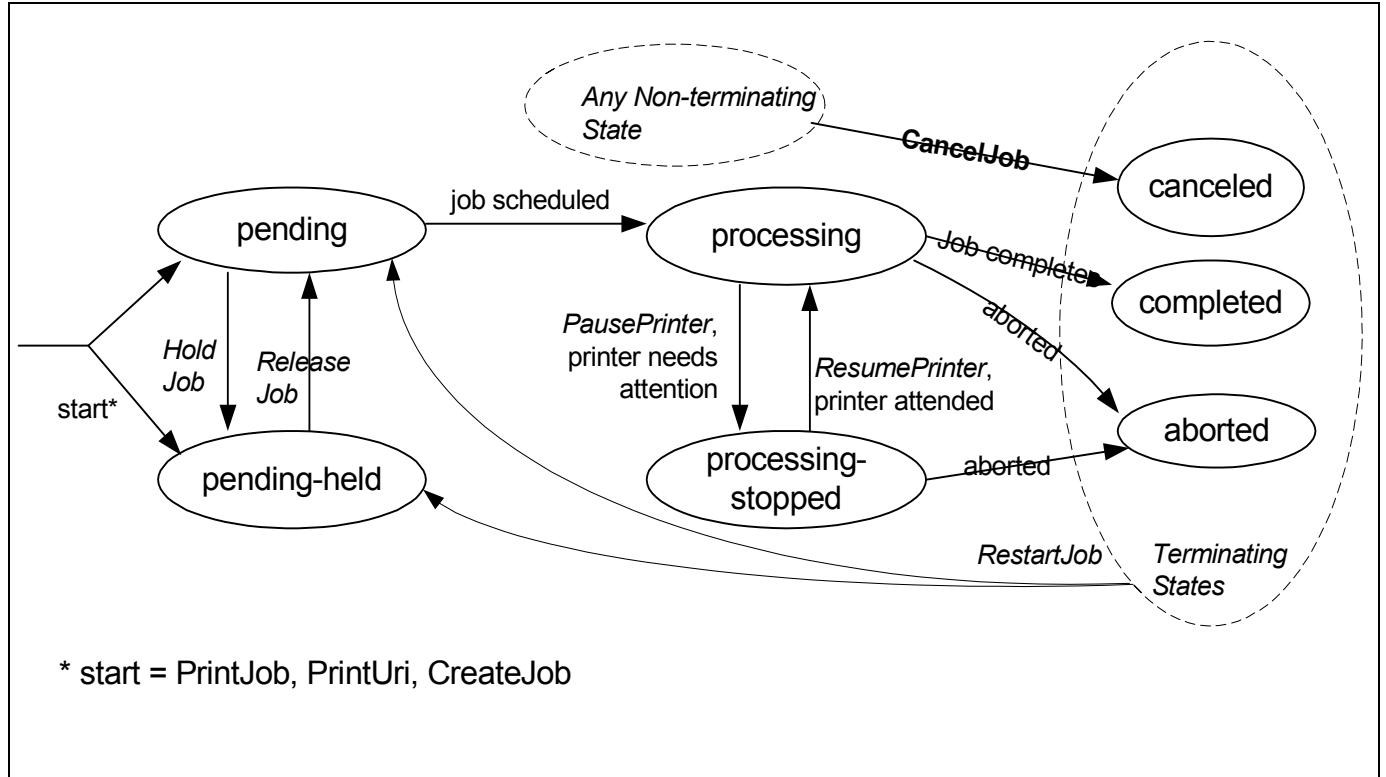
336
337

338

Figure 6 Job Status Elements

339 **4.2.1.14.3.1.1 The Job Life Cycle**

340 The “JobState” element is one of the most important Job Status elements. ~~Figure 7~~ shows
 341 the values of the “JobState” element and the Job life cycle as affected by actions on the Job,
 342 Printer, and job processing.

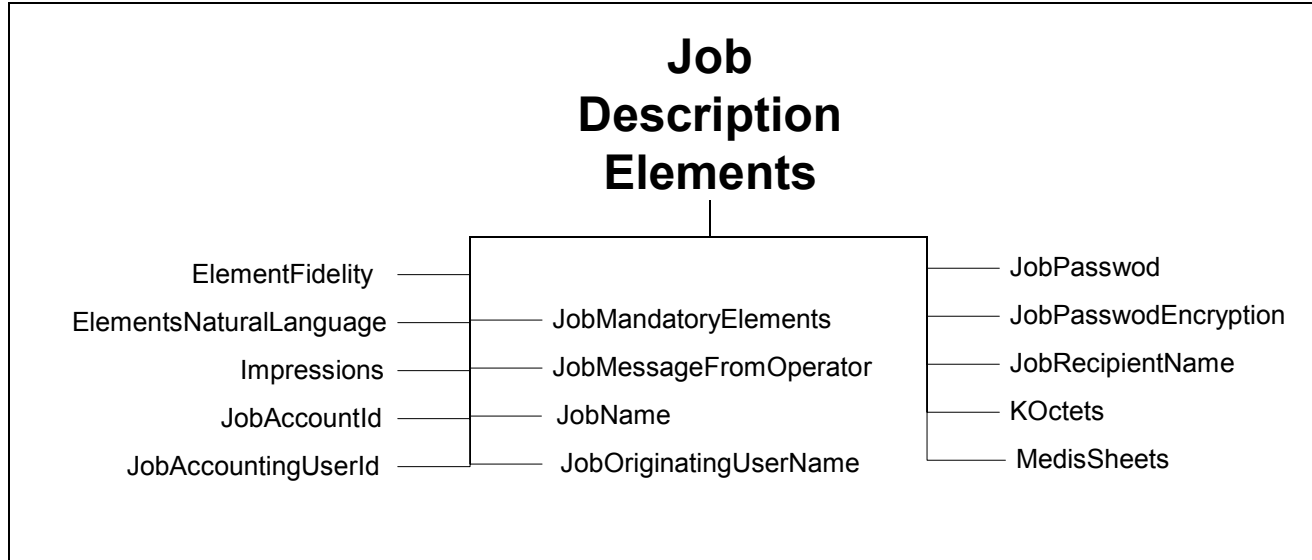


343
344

345 **Figure 7 The "JobState" Job Element and the Job object life cycle**

346 **4.2.24.3.2 Job Description Elements**

347 ~~Figure 8~~ below shows the Job Description Elements. These elements contain information
 348 from-supplied by the End-User-Client at Job creation that describes the Job such as its name.
 349 Automaton-The Printer may modify the value of some of the elements in this group (e.g.
 350 “KOctets”) if more reliable data is obtained. The semantics of the Job Description elements are
 351 summarized in Table 4.



352
353

354

Figure 8 Job Description Elements

355 **4.3.4.4 Document Object Class**

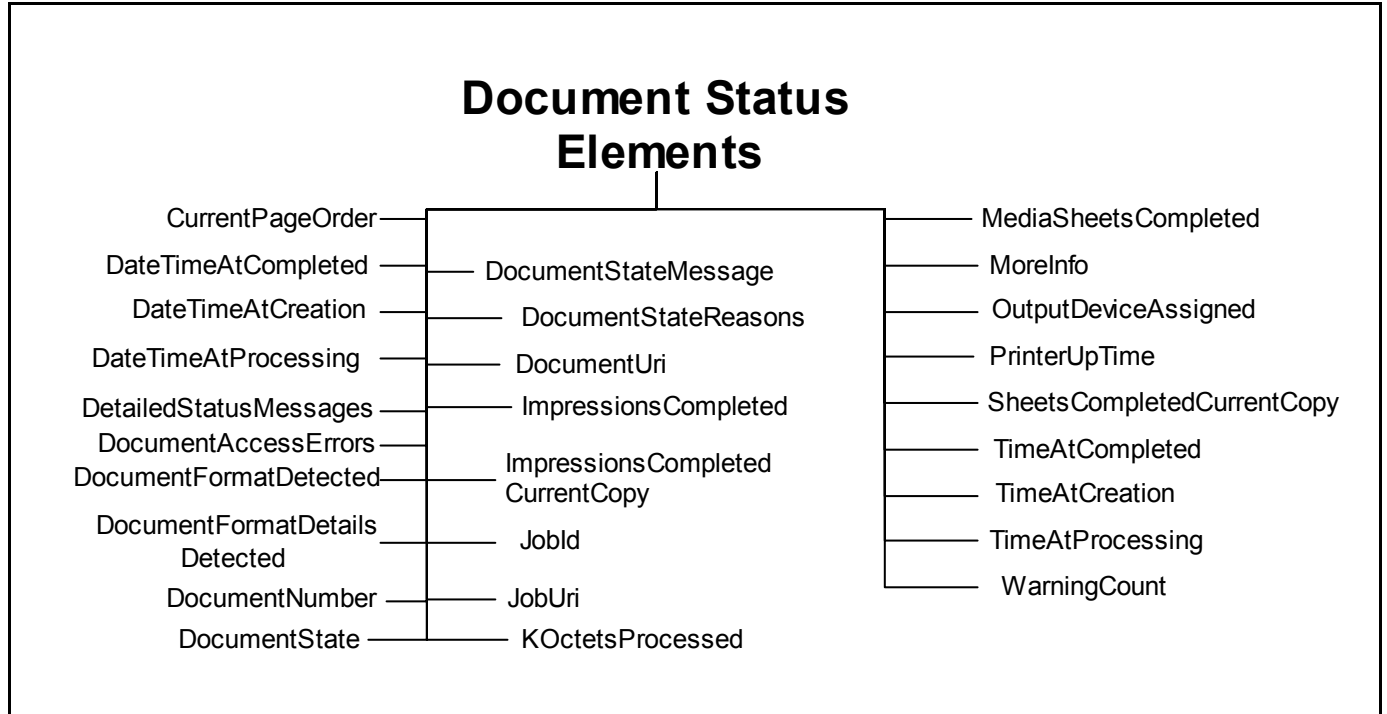
356 The Document object class is represented by a collection of elements divided into four groups as
357 shown in [Figure 2](#)~~Figure 2~~. The Document class contains the document class

- 358 Document Status Elements – See Section 4.4.1.
- 359 Document Description Elements – See section 4.4.2.
- 360 Document Processing Elements – See section 4.5.2
- 361 Document Processing Actual Elements – See section 4.6.2

362 **4.3.14.4.1 Document Status Elements**

363 [Figure 9](#)~~Figure 9~~ shows the Document Status Elements. [These elements reflect the status of each](#)
364 [Document individually](#). Automata primarily control the elements in this group. ~~End Users Clients~~
365 cannot directly modify their values. The ~~End User Client~~ can affect the values of these elements
366 through actions (e.g. CancelDocument can change the value of DocumentState”). The semantics of
367 the [Document Status](#) elements are summarized [Table 5](#)~~Table 5~~.

368



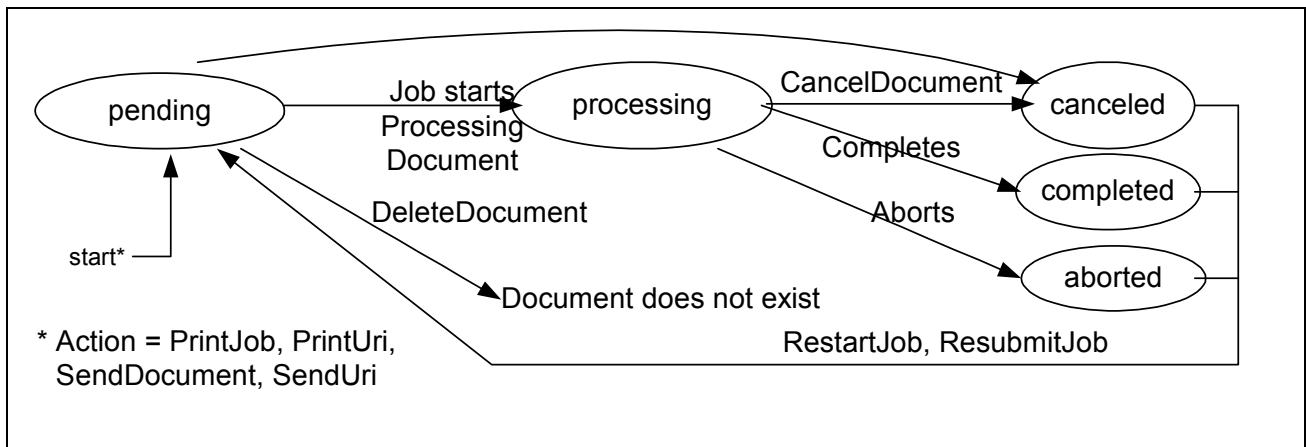
369
370

371

Figure 9 Document Status Elements

372 **4.3.1.14.4.1.1 The Document Life Cycle**

373 The “DocumentState” element is one of the most important Document Status Elements. **Figure**
 374 **10** shows the values of the “DocumentState” element and the Document life cycle as
 375 affected by Actions and job processing. Documents are not active objects and their life cycle is
 376 closely tied to the lifecycle of a Job. Documents basically have three states. The first is waiting to
 377 be processed by a Job (i.e., pending). The second state is from the time the Job first starts
 378 processing the Document (i.e., processing) and until it reaches its terminating state. The last state
 379 for a Document is its terminal state (i.e., completed, canceled, aborted)



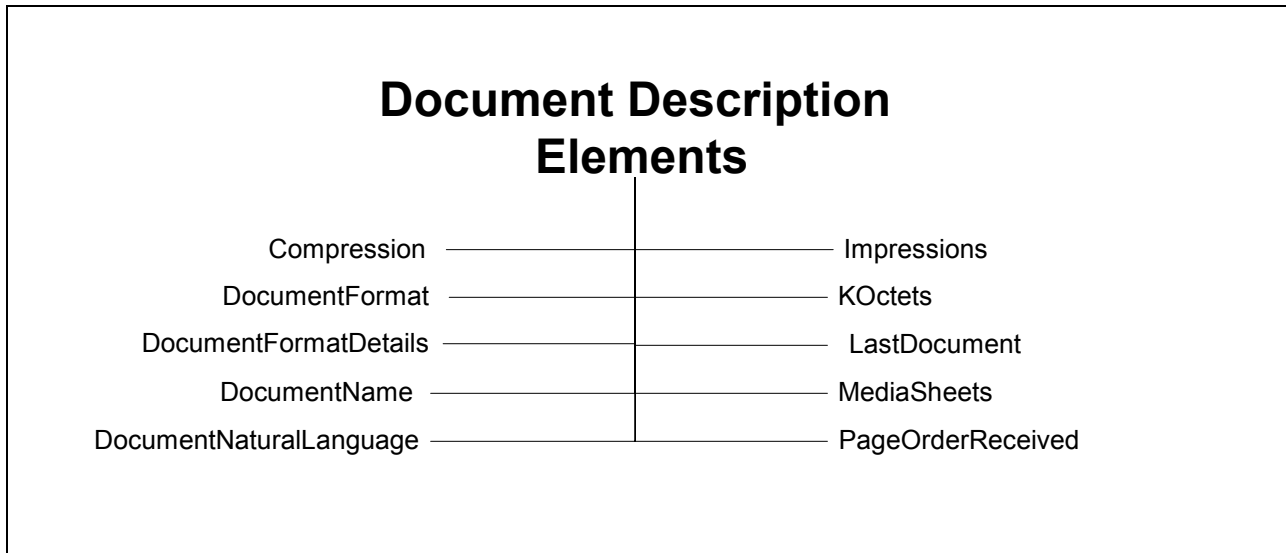
380
381

382

Figure 10 "DocumentState" Element and Document object life Cycle

383 **4.3.24.4.2 Document Description Elements**

384 ~~Figure 11~~ [Figure 11](#) below shows the Document Description Elements. These elements contain
 385 information ~~supplied by~~ [from](#) the ~~Client~~ [End User](#) at Document creation that describes the
 386 document such as its size. ~~The Printer Automaton~~ may modify the value of some of the elements
 387 in this group (e.g. “KOctets”) if more reliable data is obtained. The semantics of the [Document](#)
 388 [Description](#) elements are summarized in ~~Table 5~~ [Table 5](#).
 389



390
391

Figure 11 Document Description Elements

392
393 **4.44.5 Processing Elements**

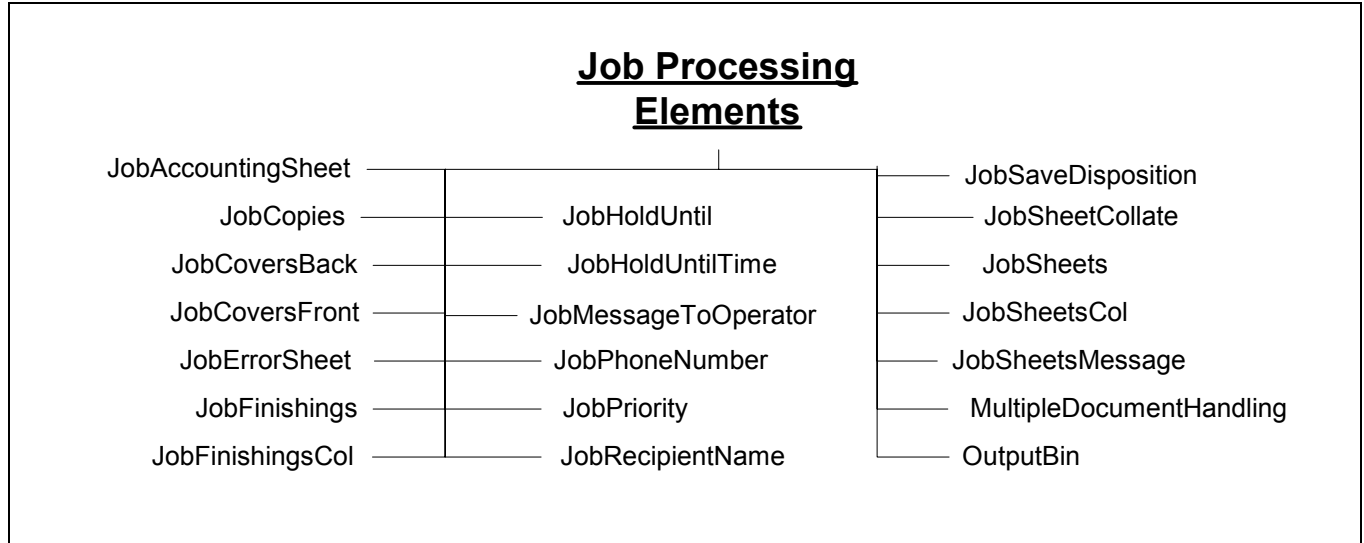
394 Processing elements are instructions [that the Client supplies to the Printer](#) to be applied to jobs and
 395 documents. They indicate such things as the priority for scheduling a job or the number of copies
 396 for a document. A Printer should support each Processing Element that represents a feature of the
 397 Printer. The Processing elements are split into two groups. One groups applies to Jobs and the
 398 other to Documents.

- 399 1) Job Processing Elements are processing instructions applied the Job level. See section
 400 4.5.1.
 401 2) Document Processing Elements are specific to documents. See section 4.5.2.

402 **4.4.14.5.1 Job Processing Elements**

403 ~~Figure 12~~ [Figure 12](#) shows the Job Processing Elements. [These elements define features supplied](#)
 404 [by the Client at Job creation. The Printer applies](#) ~~These elements~~ [apply](#) to the ~~j~~Job as a whole
 405 [\(e.g., “JobPriority”\)](#) as opposed to each document in the ~~j~~Job [\(e.g., “Media”\)](#). The semantics of the
 406 [Job Processing](#) elements are summarized in ~~Table 3~~ [Table 3](#) ~~along with a brief description of each~~
 407 [element](#).
 408

PWG Semantic Model



409
410

411

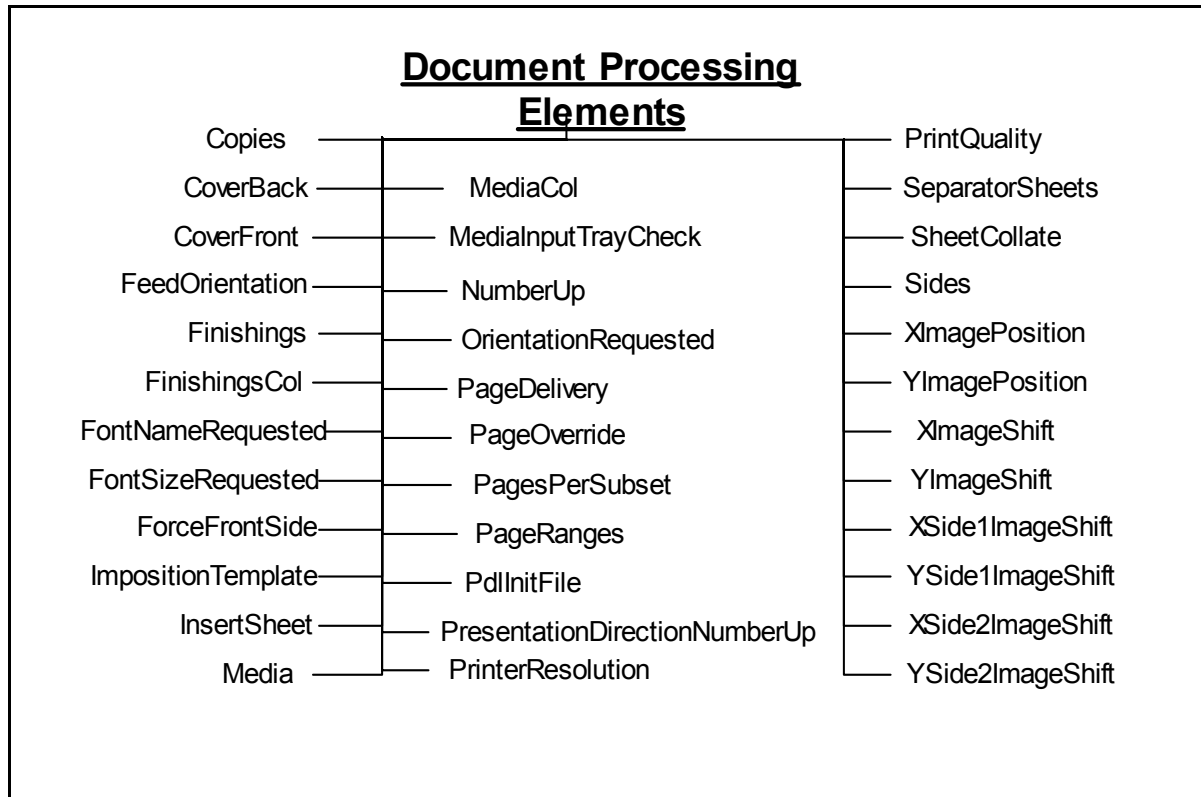
Figure 12 Job Processing Elements

412 **4.4.24.5.2 Document Processing Elements**

413 ~~Document Processing Elements are elements that are applied to documents (e.g. “copies”). The~~
414 ~~Document Processing Elements can be applied at the Job or Document level. If the elements are~~
415 ~~applied at the Job level, they are the default values for all the Documents in the Job. If the~~
416 ~~elements are applied at the Document level, they apply only to that Document. The semantics of~~
417 ~~the Processing elements are summarized in Table 3.~~

418 ~~Figure 13~~ **Figure 13** shows the Document Processing Elements. These ~~E~~lements define features
419 ~~supplied by the Client at Document creation. that are used~~ The Printer applies these element to
420 ~~each Document individually (e.g. “copies”) to to~~ create final output products. Included in these
421 elements is how multiple physical sheets are manipulated or how the logical pages look on the
422 output media or they determine the quality and resolution of how marks are made on a page. ~~The~~
423 ~~semantics of the Document Processing elements are summarized in See~~ **Table 3** ~~Table 3 for~~
424 ~~summary of element semantics.~~

425 ~~The Client supplies Document Processing Elements at the Job or Document level. If these~~
426 ~~elements are supplied at the Job level, the Printer applies them as the default values for all the~~
427 ~~Documents in the Job. If the elements are supplied at the Document level, the Printer applies them~~
428 ~~only to that Document.~~



429

430

Figure 13 Document Processing Elements

431 **4.54.6 Processing Actual Elements**

432 See section 4.5 above for the elements that may map to elements in these groups. The Processing
 433 Actual elements are optional Job and Document element that records what processing elements
 434 were used in a Job and its Documents. The mapping between the Processing element and the
 435 Processing Actual element is by taking the Processing element name and appending the suffix
 436 “Actual”. The Processing Actual elements are always multivalued.

437 Any Processing element may have a related ProcessingActual element that shows what was applied
 438 to the Job or Document. It is not necessary for the Printer to support the Processing element for it
 439 to support the associated ProcessingActual element. By retrieving the Printer Processing Actual
 440 elements after a job completes, a Client can determine all the Job and Document Processing
 441 elements and values that were used in processing the Job and its Documents. (See [actual])

442 **4.5.14.6.1 Job Processing Actual Elements**

443 See section 4.5.1 above for the base elements that map to elements in this group. The Job
 444 Processing Actual Element can only appear in the Job object.

445 **4.5.24.6.2 Document Processing Actual Elements**

446 See section 4.5.2 above for the base elements that map to elements in this group. The Document
 447 Processing Actual Element can appear in the Job and Document objects.

448

449 **5 Actions**

450 The PWG has defined a number of operations that affect Printers, Jobs and their document. Below
 451 is a description of the semantics of these Actions. Naturally different protocol bindings will use
 452 differing subsets of the Actions or define new ones. Another difference will be the precise
 453 parameters to the Actions. Below is an abstract definition of the Actions. Action Summary

454 The Print Service Interface [PSI] has introduced additional operations or PSI specific mappings of
 455 existing actions. These are included below to show a concrete mapping of the PWG Semantic
 456 Model and an application specific extension of the model. Consult the PSI specification [PSI] for
 457 the exact definitions.

458 This table summarizes the actions defined for the Job and Printer. The rest of section 5 provides
 459 more details on the semantic of the actions.

Job Creation and Document submission	Job and Document Control	Status and Information access	Printer Control
CreateJob	CancelCurrentJob	GetDocumentElements	ActivatePrinter
PrintJob	CancelDocument	GetDocuments	DeactivatePrinter
PrintUri	CancelJob	GetJobElements	DisablePrinter
SendDocument	DeleteDocument	GetJobs	EnablePrinter
SendURI (AddDocumentByReference[PSI])	HoldJob	GetPrinterElements (GetTargetDeviceElements[PSI])	HoldNewJobs
ValidateDocument	PromoteJob	GetPrinterSettableElement Values	PausePrinter
ValidateJob	ReleaseJob	QuerySupportedInterfaces[PSI]	PausePrinterAfter CurrentJob
ValidateReference[PSI]	ReprocessJob	QueryInterfaceDefinition[PSI]	PurgeJobs
AddDocumentByPost[PSI]	RestartJob	GetKnownTargetDevices[PSI]	ReleaseHeldNew Jobs
	ResumeJob	SendJobNotification[PSI]	RestartPrinter
	ScheduleJobAfter	SendDocumentNotification[PSI]	ResumePrinter
	SetDocumentElements	SendTargetDeviceNotification[PSI]	SetPrinterElements

Job Creation and Document submission	Job and Document Control	Status and Information access	Printer Control
	SetJobElements		ShutdownPrinter
	SuspendCurrentJob		StartupPrinter

460

Table 2 - Summary of Actions

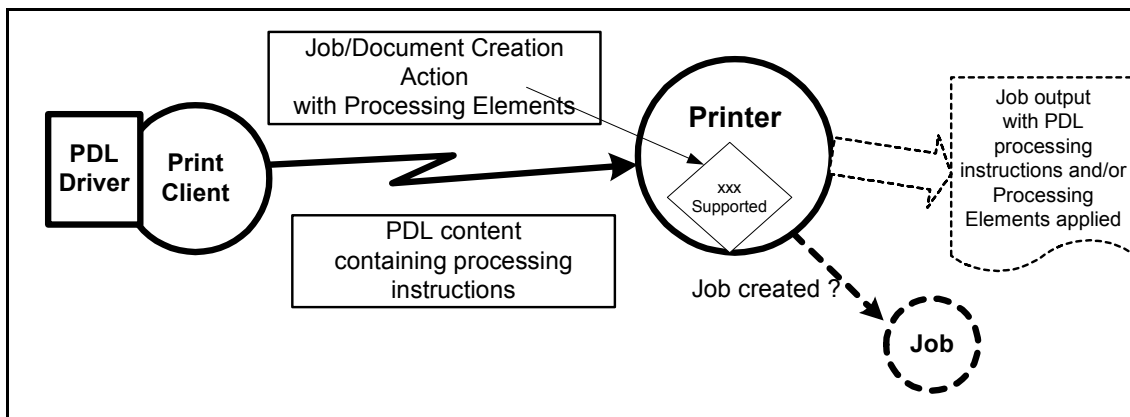
461 **5.1 Job Creation and document submission Actions**

462 This section describes the Job Creation actions that create a Job and the ones that create add
 463 Document to a Job. The Job Creation actions are: PrintJob, PrintUri, and CreateJob. The PrintJob
 464 action also submits the Document. The PrintUri action submits a URI reference to the Document
 465 that the Printer then retrieves when needed at a later time. The CreateJob action only creates the
 466 job and the Client must issue subsequent SendDocument and SendUri actions in order to submit
 467 document content or a URI reference, respectively, for a job.

468 Processing instructions and descriptive information contained in the arguments of the Job Creation
 469 action are combined with Printer supplied information to create a Job instance.

470 The last action in this section is ValidateJob. This operation allows a Client to send a request with
 471 all the information to create a Job, except the document content. The Printer does not create a Job
 472 but informs the client whether a CreateJob, PrintJob or PrintUri with the same information would
 473 have succeeded. This is useful for allowing a Client to verify the processing instructions before
 474 sending a large PrintJob request.

475 A concept that is important in the PWG model is a set of instructions that can be applied to a print
 476 job. Examples of these instructions include the number of copies and the media to use. These
 477 instructions are referred to as Processing Elements. The Processing Elements are made up of the
 478 Job Processing Elements (see section 4.5.1) and the Document Processing Elements (see section
 479 4.5.2) sent in a Job or Document Creation Action.



480

Figure 14 Processing Instruction Processing

481

482 In the real world, processing instructions are also contained in the document content for a job.
 483 Page Description Languages (PDL) such as PostScript® and PCL® often contain processing

PWG Semantic Model

484 instructions. Some environments use a printer specific driver to generate the PDL stream based on
485 feature selections made through a user interface. Given that processing instructions can occur in
486 both the PDL and in an associated Job, the PWG model allows a Printer to declare its capability to
487 resolve this conflict. The Printer's element "PdIOverride" declares if an attempt will be made to
488 override the instructions in the PDL with the instructions in the Job.

489 There are a wide variety of capabilities in Printers. An instance of a Printer is to subject to changes
490 in its configured capabilities. An example would be an administrative change in the media the
491 Printer supports or disabling two-sided printing. Clients need not check the capabilities of a Printer
492 before creating their Job Processing Elements and submitting a job. Since this is a client/server
493 paradigm, it is always possible that the capabilities could change after checking a Printer's
494 capabilities and before a Job is submitted. On the other hand, a client may use the Printer's
495 configured capabilities to create their Job Processing Elements and submit a job.

496 The PWG model allows a client to control the Printer's acceptance of a job submission based on
497 the job request and the Printer's current configured capabilities as follows. When the client
498 supplies a 'true' value for the "ElementFidelity" Job Processing element, the Printer must reject the
499 job unless the Printer supports *all* of the supplied Job Processing elements and values. When the
500 client supplies a 'false' value or omits the element, the Printer must accept the job submission and
501 ignore or substitute elements and values, respectively, that it does not support. Note that the
502 "ElementFidelity" Job Processing element covers only the creation of the Job. It is implementation
503 specific how a Printer handles processing a job when the Printer encounters unsupported
504 processing instructions in the document content.

505 **5.1.1 CreateJob**

506 ([rfc2911] §3.2.4) Similar to the PrintJob operation (see section 5.1.3~~5.1.4~~), except that in the
507 CreateJob request the Client does not supply Document Data. The client supplies a single set of
508 Job Processing elements that the Printer applies to the Output Document(s) of the job. The
509 "MultipleDocumentHandling" Job Processing element controls whether the Printer produces
510 separate Output Documents or combines the Input Documents into a single Output Document (see
511 section 24).

512 **5.1.2 CloseJob**

513 ([\[doc-obj\] section 4.3](#)) [Closes a print job that was created with a CreateJob operation \(see section](#)
514 [5.1.1\) and one or more SendDocument and/or SendUri operations \(see sections 5.1.5 and 5.1.6\) and](#)
515 [sets the LastDocument element \(see section 4.4.2\) of the last Document in the Job to 'true'.](#)

516 **ISSUE 01: OK to add CloseJob since PSI is using it?(Do we need to clarify the two ways in which**
517 **a job could be closed(LastDocument=True and CloseJob)?**

518 **5.1.3 PrintJob**

519 ([rfc2911] §3.2.1) Submit a print job with only one document and supply the document content
520 data. If the Printer accepts the job, it creates the Job object and returns a unique "JobId" element
521 for the Printer and a globally unique "JobUri" element. The Printer also sets the corresponding Job
522 elements with these values.

523 **5.1.4 PrintUri**

524 ([rfc2911] §3.2.2) Identical to the PrintJob operation (see section 5.1.3~~5.1.1~~) except that a client
525 supplies a URI reference to the document data.

526 **5.1.4.1 The “MultipleDocumentHandling” Job Processing element**

527 When a client submits a job with more than one Input Document, the
528 “MultipleDocumentHandling” Job element allows the client to specify whether the Printer is to (1)
529 produce corresponding separate Output Documents or (2) combine the Input Documents into a
530 single Output Document. For example, the ‘single-document’ and ‘single-document-new-sheet’
531 values allow the client to staple all of the Input Documents into a single Output Document, with the
532 latter value forcing each Input Document to start on a new sheet (useful when doing two-sided
533 printing). When requesting multiple Copies, the ‘separate-document-uncollated-Copies’ value
534 results in the Copies of each Input Document being together in an Output set, while the ‘separate-
535 document-collated-Copies’ value keeps a copy of each Input Document together in an Output set.
536 For example, a job with Input Documents A, B, C and “Copies” = 2 will result in A, A, B, B, C, C
537 or A, B, C, A, B, C, respectively. If the Printer supports multiple documents per job, the Printer
538 must support this Job Processing element with at least one value.

539 **5.1.5 SendDocument**

540 ([rfc2911] §3.3.1, [doc-obj] §3) Submits the entire Document Content for the next Input Document
541 of a job created by a previous CreateJob action (see section 5.1.1).

542 **5.1.6 SendUri**

543 ([rfc2911] §3.3.2, [doc-obj] §3) Identical to the SendDocument operation (see section 5.1.5)
544 except that a client supplies a URI reference to the Document Content data, instead of supplying
545 the document content.

546 **5.1.7 ValidateDocument**

547 ([doc-obj] §3) This operation is used only to verify capabilities of a Printer object against whatever
548 elements are supplied by the client in the ValidateDocument request. By using the
549 ValidateDocument action a client can validate that an identical SendDocument or SendUri would
550 be accepted.

551 **5.1.8 ValidateJob**

552 ([rfc2911] §3.2.3) This operation is used only to verify capabilities of a Printer object against
553 whatever elements are supplied by the client in the ValidateJob request. By using the ValidateJob
554 action a client can validate that an identical PrintJob, PrintUri or CreateJob would be accepted.

555 **5.2 Job and Document Control Actions**

556 This section describes the actions that allow a client to control a Job after it has been submitted:
557 CancelJob, HoldJob, ReleaseJob, and RestartJob.

558 **5.2.1 CancelCurrentJob**

559 ([admin-ops] §4.2) Allows a client to cancel the current Job in the “processing” or “processing-
560 stopped” state.

561 **5.2.2 CancelDocument**

562 ([doc-obj] §3) Prevents the processing of the specified Document if the Document has not yet been
563 processed. Stops the processing of any active Document in an implementation specific manner.

564 **5.2.3 CancelJob**

565 ([rfc2911] §3.3.3) Allows a client to cancel a Print Job from the time the Job is created up to the
566 time it is completed, canceled, or aborted.

567 **5.2.4 DeleteDocument**

568 ([doc-obj] §3) Removes the Document and its content from the Job.

569 **5.2.5 HoldJob**

570 ([rfc2911] §3.3.5) Allows a client to hold a pending Job in the Printer so that it is not eligible for
571 scheduling.

572 **5.2.6 PromoteJob**

573 ([admin-ops] §4.4.1) Allows a client to make the pending target job be processed after the current
574 job completes.

575 **5.2.7 ReleaseJob**

576 ([rfc2911] §3.3.6) Release a previously held Job so that it is again eligible for scheduling.

577 **5.2.8 ReprocessJob**

578 ([admin-ops] §4.1) Allows a client to re-process a copy of a job retained after processing was
579 completed. This operation is the similar to RestartJob except that a new job that is a copy of the
580 target job is created and processed.

581 **5.2.9 RestartJob**

582 ([rfc2911] §3.3.7) Restart a job that is retained in the Printer after processing has completed.

583 **5.2.10 ResumeJob**

584 ([admin-ops] §4.3.2) Resume the job at the point where it was suspended.

585 **5.2.11 ScheduleJobAfter**

586 ([admin-ops] §4.4.2) Request the target job be processed immediately after the specified job

587 **5.2.12 SetDocumentElements**

588 ([doc-obj] §3) Set the values of the supplied Document Processing and Document Description
589 elements of the indicated Document. (Was SetDocumentAttributes)

590 **5.2.13 SetJobElements**

591 ([rfc3380] §4.2) Set the values of the supplied Job Processing, Document Processing and Job
592 Description elements of the indicated Job. (Was SetJobAttributes)

593 **5.2.14 SuspendCurrentJob**

594 ([admin-ops] §4.4.2) Stop the current job and allow other jobs to be processed instead.

595 **5.3 Status and information Actions**

596 This section describes the actions that allow a client to obtain status and elements of Jobs and
597 Printers: GetJobs, GetPrinterElements, GetJobElements and GetPrinterSupportedValues.

598 **5.3.1 GetDocumentElements**

599 ([doc-obj] §3) Returns the requested Document elements or element groups in the indicated
600 Document in the indicated Job. (Was GetDocumentAttributes)

601 **5.3.2 GetDocuments**

602 ([doc-obj] §3) Returns the requested Document elements or element groups in all Documents in
603 the indicated Job.

604 **5.3.3 GetJobElements**

605 ([rfc2911] §3.3.4) Returns the values of the requested job elements and/or element groups of a Job
606 (i.e., Job Description, Job Status, Job Processing and Document Processing). (Was
607 GetJobAttributes)

608 **5.3.4 GetJobs**

609 ([rfc2911] §3.3.4) Retrieve the list of Jobs belonging to the Printer. The Client may supply some
610 simple filters (e.g. “MyJobs, “Limit) to control which jobs will be returned. The Client may supply
611 a list of Job element and/or element group names to be returned in the response (See 5.3.3). A
612 group of Job elements will be returned for each returned Job.

613 **5.3.5 GetPrinterElements**

614 ([rfc2911] §3.2.5) Returns the values of the requested printer elements and/or element groups of a
615 Printer (i.e. Printer Status, Printer Description, Processing Supported, Processing Default,
616 Processing Ready). (Was GetPrinterAttributes)

617 **5.3.6 GetPrinterSettableElementValues**

618 ([rfc3380] §4.3) Returns the possible values of each of the requested Printer Processing and Printer
619 Description elements that may be set with the SetPrinterElements action. (Was
620 GetPrinterSupportedValues)

621 **5.4 Printer Control Actions**

622 This section describes actions which allow a client to control a Printer and may require operator
623 credentials: PausePrinter, ResumePrinter, PurgeJobs, DisablePrinter, EnablePrinter, and
624 SetPrinterElements.

625 **5.4.1 ActivatePrinter**

626 ([admin-ops] §3.4.2) The Printer will now start sending jobs to its Output Devices or Subordinate
627 Printers and begin accepting all requests.

628 **5.4.2 DeactivatePrinter**

629 ([admin-ops] §3.4.1) The Printer will now stop sending any more jobs to its Output Devices or
630 Subordinate Printers and begin refusing all requests except ActivatePrinter, SendDocument, and
631 SendUri requests and query requests.

632 **5.4.3 DisablePrinter**

633 ([adm-ops] §3.1.1) Prevents the Printer from accepting any more Job Creation operations. The
634 Printer sets the PrinterIsAcceptingJobs Printer Status element to 'false'.

635 **5.4.4 EnablePrinter**

636 ([adm-ops] §3.1.2) Allows the Printer to start accepting Job Creation operations. The Printer sets
637 the PrinterIsAcceptingJobs Printer Status element to 'true'.

638 **5.4.5 HoldNewJobs**

639 ([admin-ops] §3.3.1) Complete the current 'pending' and 'processing' Jobs but do not start
640 processing any subsequently created Jobs.

641 **5.4.6 PausePrinter**

642 ([rfc2911] §3.2.7) Stops the Printer object from scheduling jobs. Job processing should also cease.

643 **5.4.7 PausePrinterAfterCurrentJob**

644 ([admin-ops] §3.2.1) Stops the Printer from starting to send jobs to any of its Output Devices or
645 Subordinate Printers.

646 **5.4.8 PurgeJobs**

647 ([rfc2911] §3.2.9) Removes all jobs from the Printer, regardless of their state.

648 **5.4.9 ReleaseHeldNewJobs**

649 ([admin-ops] §3.3.2) Undo the effect of HoldNewJobs and release all Jobs held as a consequence
650 of HoldNewJobs.

651 **5.4.10 RestartPrinter**

652 ([admin-ops] §3.5.1) This action has the effect of a software re-boot.

653 **5.4.11 ResumePrinter**

654 ([rfc2911] §3.2.8) Resume the processing and scheduling of Jobs in the Printer.

655 **5.4.12 SetPrinterElements**

656 ([rfc3380] §4.1) Set the values of the supplied Printer Processing and Printer Description elements.
657 (Was SetPrinterAttributes)

658 **5.4.13 ShutdownPrinter**

659 ([admin-ops] §3.5.2) Stop processing jobs without losing any jobs and make the Printer no longer
660 available for any Actions.

661 **5.4.14 StartupPrinter**

662 ([admin-ops] §3.5.3) Allows a hosted implementation of the Printer to be started after the host is
663 available.

664 **~~5.5PSI-Specific Actions~~**

665 **~~5.5.1AddDocumentByPost~~**

666 (~~[PSI] §5.4.4) Add a document to an existing job. The document data is delivered via an HTTP(S)
667 to the Printer.~~

668 **~~5.5.2AssociateTargetDevice~~**

669 (~~[PSI] §5.5.2) Associate a TargetDevice with a Job or the Jobs of a specific user.~~

670 **~~5.5.3GetKnownTargetDevices~~**

671 (~~[PSI] §5.3.3) Query a Print Service for a list of known Target Devices (e.g. physical printers)~~

672 **~~5.5.4GetNextDocument~~**

673 (~~[PSI] §5.5.4) Allows a Target Devices (e.g. physical printers) to request the next Document in the
674 Job from the Print Service.~~

675 **5.5.5GetNextJob**

676 ~~([PSI] §5.5.3) Allows a Target Devices (e.g. physical printers) to request the next Job from the~~
677 ~~Print Service.~~

678 **5.5.6QueryEndpointsInterface**

679 ~~([PSI] §5.2.2) Allows a client to determine the interfaces that a service supports~~

680 **5.5.7QueryInterfaceDefinition**

681 ~~([PSI] §5.2.2) Allows a client to obtain the URLs of the interface and WSDL file describing the~~
682 ~~interface~~

683 **5.5.8RegisterTargetDevice**

684 ~~([PSI] §5.5.7) Allows a Target Device to register with a Print Service.~~

685 **5.5.9SendDocumentNotification**

686 ~~([PSI] §5.5.6) Allows a Target Device to update the status of a Document in a Job on a Print~~
687 ~~Service.~~

688 **5.5.10SendJobNotification**

689 ~~([PSI] §5.5.5) Allows a Target Device to update the status of the Job on a Print Service.~~

690 **5.5.11SendTargetDeviceNotification**

691 ~~([PSI] §5.5.5) Allows a Target Device to update the status of the associated Print Service.~~

692 **5.5.12UnregisterTargetDevice**

693 ~~([PSI] §5.5.7) Allows a Target Device to cancel register with a Print Service.~~

694 **5.5.13ValidateReference**

695 ~~([PSI] §5.3.4) Performs a reference and credential validation outside of the context of the Job.~~

696 **6 Globalization**

697 The two aspects of globalization being addressed are the character sets and natural language of the
698 human readable strings. Determining what character set is being used is left up to the protocol
699 mapping of this semantic model. The natural language being used is represented in the Printer and
700 the Job. The Printer declares the natural language it uses for all its semantic elements of type
701 string. Administrators are free to change the localization and the values in the string elements.
702 Each job creator declares the natural language for the Job and all its contained Documents. Not all
703 string elements are treated the same.

704 Any semantic element that is labeled type1, type2 or type3 keyword in the constraint column is the
705 following tables do not have any globalization issues from the Printer's point of view. They are

PWG Semantic Model

706 simply a sequence of octets that have a semantic meaning attached to them. The fact that the
 707 sequence of octets can be interpreted as ASCII strings is unimportant. The keywords are intended
 708 for consumption by automata. We leave it to Client implementations to determine how the
 709 keywords will be presented to end-users.

710 There are also strings with specific formats. These formats are URI, URI Scheme, MIME, IEEE
 711 1284 and DateTime. Any semantic element whose string value must adhere to one of the previous
 712 formats is excluded from this discussion.

713 There are a few elements whose value is set by automata. Those values are “JobStateMessage”,
 714 “DocumentStateMessage” and “PrinterStateMessage”. If the semantic model is mapped to a
 715 protocol that allows the Client to request a language, the Printer will return these strings in the
 716 requested language if possible.

717 All the remaining Printer element strings are assumed to be in the Printer’s language. All the
 718 remaining Job element strings are assumed to be in the language of the Job.

719 **7 Summary of elements**

720 This section summarizes the elements for the Document, Job and Printer objects. Included in the
 721 definition are the processing elements that can be applied at either the Job or Document level. For
 722 each element, the tables contain the element name, whether the element is multi-valued, its syntax,
 723 constraints, a short description and a reference to the Document where the semantics of the element
 724 is completely specified. The basic syntax types are “Boolean”, “String” and “Integer”. “Complex”
 725 types are a container for elements of any type. Members are listed in the description field.
 726 “RangeOfInteger” is a complex type that contains “Upperbound” and “Lowerbound” integer value
 727 members. “Resolution” is a complex type that contains “CrossFeedDir” and “FeedDir” integer
 728 value members and a “Units” string value member.

729 **7.1 Processing Elements (Job and Document)**

730 * Group key: J=Job Processing Elements, D=Document Processing Elements

731 Table 3 - Processing Elements (Job and Document)

Processing Element Name	Multivalued	Syntax	Constraint	Group*	Reference
Description (values)					
Copies		Integer	1:MAX	D	[rfc2911] §4.2.5
	The number of copies of the Output Document(s) to be printed. (See also JobCopies Job element)				
CoverBack		<i>complex</i>		D	[PWG5100.3] §3.1
	The back cover to apply this Document. (<i>Includes Media/MediaCol, CoverType</i>)				
CoverFront		<i>complex</i>		D	[PWG5100.3] §3.1
	The front cover to apply to this Document. (<i>Includes Media/MediaCol, CoverType</i>)				
CoverType		String	Type2 keyword	D	[PWG5100.3] §3.1.2

PWG Semantic Model

Processing Element Name	Multivalued	Syntax	Constraint	Group*	Reference
Description (values)					
	Indicates if covers are requested and which sides will contain print stream pages. (Keywords: no-cover, print-none, print-front, print-back, print-both) (See CoverBack & CoverFront for use)				
DocumentCopies	Yes	RangeOfInteger		J	[PWG5100.4] §5.1.3
	Specifies which copies of an Output Document to apply these document override elements. (See DocumentOverrides for use)				
DocumentOverrides	Yes	complex		J	[PWG5100.4] §5.1
	Provides for the overriding of processing instructions on a document basis. Applied to job, see PageOverrides for overrides supplied at the document level. <i>(Includes InputDocuments/OutputDocuments, DocumentCopies, DocumentFormat, DocumentName, Compression, DocumentNaturalLanguage, PageRanges, and any other processing element that affects documents)</i> NOTE: <i>Deprecated in favor of supporting and using the Document Object</i>				
FeedOrientation		String	Type3 keyword	D	[prod-print2] §5.1
	Specifies the media edge that is fed into the print engine from the paper tray. (Keywords: long-edge-first, short-edge-first).				
Finishings	Yes	String	Type2 keyword	D	[rfc2911] §4.2.6 [PWG5100.1] §2
	Identifies the finishings that the Printer uses for each copy of the Output Document. (See also JobFinishings Job element) (Keywords: bale, bind, bind-bottom, bind-left, bind-right, bind-top, booklet-maker, cover, edge-stitch, edge-stitch-bottom, edge-stitch-left, edge-stitch-right, edge-stitch-top, fold, jog-offset, none, punch, saddle-stitch, staple, staple-bottom-left, staple-bottom-right, staple-dual-bottom, staple-dual-left, staple-dual-right, staple-dual-top, staple-top-left, staple-top-right, trim)				
FinishingsCol		complex		D	[PWG5100.3] §3.2
	Enables an end user to specify detailed finishing options not possible with the “Finishings” element for the Output Document. (See also JobFinishingsCol Job element) <i>(Includes FinishingTemplate, Stitching)</i>				
FinishingTemplate		String	Maxlength=1023	JD	[PWG5100.3] §3.2.1
	A string specifying some particular finishing operation. (See FinishingsCol/JobFinishingsCol for use)				
FontNameRequested		String	Maxlength=255	D	[prod-print2] §5.2
	Specifies the font name if the document data is in a format that does not have inherent font information (e.g., ‘text/plain’), otherwise, this element is ignored.				
FontSizeRequested		Integer	1:MAX	D	[prod-print2] §5.3
	Specifies the font size in points (1/72 of an inch) if the document data is in a format that does not have inherent font information (e.g., ‘text/plain’), otherwise, this element is ignored.				

PWG Semantic Model

Processing Element Name	Multivalued	Syntax	Constraint	Group*	Reference
Description (values)					
ForceFrontSide	yes	Integer	1:MAX	D	[PWG5100.3] §3.3
Forces the specified pages to be printed on the front side of a sheet of media. The pages of the output document start at 1.					
ImpositionTemplate		String	Type2 keyword	D	[PWG5100.3] §3.4
Specifies imposition method for laying out finished page images onto the surface of output media. <i>(Keywords: none, signature)</i>					
InputDocuments	Yes	RangeOfInteger	1:MAX	D	[PWG5100.4] §5.1.1
Specifies the input documents for override processing. (See DocumentOverrides for use) NOTE: Deprecated since DocumentOverrides are deprecated					
InsertAfterPageNumber		Integer	0:MAX	D	[PWG5100.3] §3.5.1
Specifies the input page after which the Insert Sheet will be placed. Pages are numbered starting at 1. A 0 value means in front of the first page. (See InsertSheet for use)					
InsertCount		Integer	0:MAX	D	[PWG5100.3] §3.5.2
Specifies the number of Insert Sheet to insert. (See InsertSheet for use)					
InsertSheet	Yes	complex		D	[PWG5100.3] §3.5
Specifies how Insert Sheets are to be inserted into the sequence of media sheets that are produced for each copy of the documents. <i>(Includes InsertAfterPageNumber, InsertCount, Media/MediaCol)</i>					
JobAccountingOutputBin		String	Type3 keyword	J	[PWG5100.3] §3.8.3
Specifies the output bin where the accounting sheet is to be placed. (See JobAccountingSheet for use) <i>(Keywords: top, middle, bottom, side, left, right, center, rear, face-up, face-down, large-capacity, my-mailbox, stacker-N, mailbox-N, tray-N *Note: N is replaced by a cardinal number, *Note: See [PWG5100.2 §2.1 for description of keywords)</i>					
JobAccountingSheets		complex		J	[PWG5100.3] §3.8
Specifies the accounting sheet for a job. <i>(Includes JobAccountingSheetsType, Media/ MediaCol, JobAccountingOutputBin).</i>					
JobAccountingSheetsType		String	Type3 keyword	J	[PWG5100.3] §3.8.1
Specifies the accounting sheet format for a job. (See JobAccountingSheets for use) <i>(Keywords: none, standard)</i>					
JobCopies		Integer	1:MAX	J	[rfe2911] §4.2.5 [doc-obj] §7.1.1
The number of copies of the Job to be printed. (See also Copies Document Processing element)					
JobCoverBack		complex		J	[PWG5100.3] §3.1 [doc-obj] §7.1.2

PWG Semantic Model

Processing Element Name	Multivalued	Syntax	Constraint	Group*	Reference
Description (values)					
The back cover to apply this Job. <i>(Includes Media/MediaCol, CoverType)</i>					
JobCoverFront		complex		J	[PWG5100.3] §3.1 [doc-obj] §7.1.3
The front cover to apply to this Job. <i>(Includes Media/MediaCol, CoverType)</i>					
JobErrorSheet		complex		J	[PWG5100.3] §3.9
Specifies the error sheet for a job. <i>(Includes JobErrorSheetType, JobErrorSheetWhen, Media/MediaCol).</i>					
JobErrorSheetType		String	Type3 keyword	J	[PWG5100.3] §3.9.1
Specifies the error sheet format for a job. (See JobErrorSheet for use) <i>(Keywords: none, standard)</i>					
JobErrorSheetWhen		String	Type2 keyword	J	[PWG5100.3] §3.9.2
Specifies the accounting sheet format for a job. (See JobErrorSheet for use) <i>(Keywords: on-error, always)</i>					
JobFinishings	Yes	String	Type2 keyword	J	[rfc2911] §4.2.6 [doc-obj] §7.1.4
Identifies the finishing that the Printer uses for each job copy of the Job. (See also Finishings Document element) <i>(Keywords: none, staple, punch, cover, bind, saddle-stitch, edge-stitch, staple-top-left, staple-bottom-left, staple-top-right, staple-bottom-right, edge-stitch-left, edge-stitch-top, edge-stitch-right, edge-stitch-bottom, staple-dual-left, staple-dual-top, staple-dual-right, staple-dual-bottom)</i>					
JobFinishingCol		complex		J	[PWG5100.3] §3.2 [doc-obj] §7.1.5
Enables an end user to specify detailed finishing options not possible with the “JobFinishings” element. (See also FinishingsCol Document element) <i>(Includes FinishingTemplate, Stitching)</i>					
JobHoldUntil		String	Type3 keyword	J	[rfc2911] §4.2.2
Specifies the named time period during which the Job must become a candidate for printing. (keywords: no-hold, indefinite, day-time, evening, night, weekend, second-shift, third-shift)					
JobHoldUntilTime		String	DateTime [rfc1123]	J	[prod-print2] §5.4
Specifies the date and time after which the Job must become a candidate for printing. (example: Fri, 03 May 2002 08:49:37 GMT)					
JobMessageToOperator		String	Maxlength=1023	J	[PWG5100.3] §3.10
Message from the end user to indicate something about the processing of this Job. (example: “Call 555-1234 before running this job”)					
JobPhoneNumber		String	Maxlength=127	J	[prod-print2] §5.5

PWG Semantic Model

Processing Element Name	Multivalued	Syntax	Constraint	Group*	Reference
Description (values)					
Contains the contact telephone number for this Job.					
JobPriority		Integer	1:100	J	[rfc2911] §4.2.1
Priority for scheduling the Job. A higher value specifies a higher priority.					
JobSaveDisposition		Complex		J	[prod-print2] §5.7
Specifies that the Printer is to save the job as a file that can be re-printed on demand anytime in the future using the Print-URI operation (see section 5.1.4.) (<i>Includes SaveDisposition, SaveInfo</i>)					
JobSheets		String	type3 keyword	J	[rfc2911] §4.2.3 [PWG5100.3] §6.2
Specifies which job start/end sheet(s), will be printed with a job. (<i>Keywords: none, standard, job-start-sheet, job-end-sheet, job-both-sheets, first-print-stream-page</i>)					
JobSheetsCol		complex		J	[PWG5100.3] §3.11
Allows the client to specify the media for the JobSheet. (<i>Includes JobSheets, Media/MediaCol</i>)					
JobSheetMessage		String	Maxlength=1023	J	[PWG5100.3] §3.12
Conveys a message that is delivered with the job.					
Media		String	type3 keyword	D	[rfc2911] §4.2.11
The name of the medium that the Printer uses for all impressions of the Job. (<i>Keyword examples: na_letter_8.5x11in, iso_a4_210x297mm, na_monarch_3.875x7.5in. See [pwg5101.1]</i>)					
MediaCol		complex		D	[PWG5100.3] §3.13
Enables a client end user to submit a list of media characteristics to the Printer as a way to more completely specify the media to be used than the Media element. (<i>Includes MediaBackCoating, MediaColor, MediaFrontCoating, MediaGrain, MediaHoleCount, MediaInfo, MediaKey, MediaMaterial, MediaOrderCount, MediaPrePrinted, MediaRecycled, MediaSize, MediaThickness, MediaTooth, MediaType, MediaWeightMetric</i>)					
MediaBackCoating		String	Type3 keyword	D	[PWG5100.3] §3.13.10
Indicates the pre-process coating applied to the back of the media. (See MediaCol for use) (<i>Keywords: none, glossy, high-gloss, semi-gloss, satin, matte</i>)					
MediaColor		String	Type3 keyword	D	[PWG5100.3] §3.13.4
Indicates the desired color of the media being specified. (See MediaCol for use) (<i>Keywords: no-color, white, pink, yellow, blue, green, buff, goldenrod, red, gray, ivory, orange</i>)					
MediaFrontCoating		String	Type3 keyword	D	[PWG5100.3] §3.13.10
Indicates the pre-process coating applied to the front of the media. (See MediaCol for use) (<i>Keywords: none, glossy, high-gloss, semi-gloss, satin, matte</i>)					
MediaGrain		String	Type3 keyword	D	[prod-print2] §8.4.2
Indicates the grain of the media. (See MediaCol for use) (<i>Keywords: x-direction, y-direction</i>)					

PWG Semantic Model

Processing Element Name	Multivalued	Syntax	Constraint	Group*	Reference
Description (values)					
MediaHoleCount		Integer	0:MAX	D	[PWG5100.3] §3.13.6
	Indicates the number of pre-drilled holes in the desired media. (See MediaCol for use)				
MediaInfo		String	Maxlength=255	D	[PWG5100.3] §3.13.3
	Specifies information that helps describe the media instance. Intended for human consumption. (See MediaCol for use)				
MediaInputTrayCheck		String	Type3 keyword	D	[PWG5100.3] §3.14
	Indicates that the characteristics of the media in the identified input tray must match the characteristics of the media identified by the "media" or "media-col" element. (<i>Keywords: top, middle, bottom, side, large-capacity, envelope, main, manual. See [RFC2911] Appendix C</i>)				
MediaKey		String	Type3 keyword	D	[PWG5100.3] §3.13.1
	The name of the media represented as a keyword or name. Values are the same as the keyword and name values for the Media Document Processing element and represent the same media, except for media size and input tray keywords. (See MediaCol for use)				
MediaMaterial		String	Type3 keyword	D	[prod-print] §8.4.3
	The material of the media. (See MediaCol for use) (<i>Keywords: aluminum, dry-film, paper, polyester, wet-film</i>)				
MediaOrderCount		Integer	1:MAX	D	[PWG5100.3] §3.13.7
	Indicates the number of sheets, within an ordered sequence of sheets; after which the sequence begins to repeat. (See MediaCol for use)				
MediaPrePrinted		String	Type3 keyword	D	[PWG5100.3] §3.13.11
	Indicates the pre-printed characteristics of the desired media. (See MediaCol for use) (<i>Keywords: blank, pre-printed, letter-head</i>)				
MediaRecycled		String	Type3 keyword	D	[PWG5100.3] §3.13.10
	Indicates the recycled characteristics of the media. (See MediaCol for use) (<i>Keywords: none, standard</i>)				
MediaSize		Complex		D	[PWG5100.3] §3.13.8
	Explicitly specifies the numerical media width and height dimensions. (See MediaCol for use) (<i>Includes XDimension, YDimension</i>)				
MediaSizeName		String	Type3 keyword	D	[doc-obj] §7.1.6.
	The medium size that the Printer uses for all impressions of the Job. (See MediaCol for use) (<i>Keywords: na_letter_8.5x11in. See [pwg5101.1] §5</i>)				
MediaThickness		Integer	1:MAX	D	[prod-print2] §8.4.4
	The thickness of the media in units of one hundredth of a millimeter. This unit is equivalent to 1/2540 th of an inch. (See MediaCol for use)				
MediaTooth		String	Type3 keyword	D	[prod-print2] §8.4.1

PWG Semantic Model

Processing Element Name	Multivalued	Syntax	Constraint	Group*	Reference
Description (values)					
The tooth (or roughness) of the media. (See MediaCol for use) (<i>Keywords: fine, medium, coarse</i>)					
MediaType		String	Type3 keyword	D	[PWG5100.3] §3.13.2
The medium type that the Printer uses for all impressions of the Job. (See MediaCol for use) (<i>Keywords: stationery, transparency envelope, envelope-plain, envelope-window, continuous, continuous-long, continuous-short, tab-stock, pre-cut-tabs, full-cut-tabs, multi-part-forms, labels, multi-layer, screen, screen-paged, photographic, cardstock, other See also [pwg5101.1] §3</i>)					
MediaWeightMetric		Integer	0:MAX	D	[PWG5100.3] §3.13.9
Indicates the weight of the desired media rounded to the nearest whole number of grams per square meter. (See MediaCol for use)					
MultipleDocumentHandling		String	type2 keyword	J	[rfc2911] §4.2.4
Controls whether Input Document in multi-Document jobs are combined into a single Output Document or are kept as separate Output Document Useful for application of Finishings and the placement of one or more print-stream pages into impressions and onto media sheets for multi-Document Jobs. (<i>Keywords: single-Document, separate-Document-uncollated-Copies, separate-Document-collated-Copies, single-Document-new-sheet</i>)					
NumberUp		Integer	1:MAX	D	[rfc2911] §4.2.9
Indicates the number of Input pages that the Printer is to image on one impression.					
OrientationRequested		String	type2 keyword	D	[rfc2911] §4.2.10
The desired orientation for printed pages for document formats that don't have a built-in orientation. (<i>Keywords: portrait, landscape, reverse-landscape, reverse-portrait</i>)					
OutputBin		String	Type2 keyword	J	[PWG5100.2] §2.1
Specifies the output bin where the job is to be delivered. (<i>Keywords: bottom, center, face-down, face-up, large-capacity, left, mailbox-N*, middle, my-mailbox, rear, right, side, stacker-N*, top, tray-N*. *Note: N is replaced by a cardinal number</i>)					
OutputDocuments	Yes	RangeOfInteger	1:MAX	D	[PWG5100.4] §5.1.2
Specifies the output documents for override processing. (See DocumentOverrides for use) NOTE: Deprecated DocumentOverrides are deprecated.					
PageDelivery		String	Type2 keyword	D	[PWG5100.3] §3.15
Indicates whether the pages of the job are to be delivered to the output bin or finisher in the same page order as the original document and face up or face down. . See the PageOrderReceived Document Description element and the CurrentPageOrder Document Status element. (<i>Keywords: reverse-order-face-down, reverse-order-face-up, same-order-face-down, same-order-face-up, system-specified</i>)					
PageOverrides	Yes	complex		D	[PWG5100.4] §5.2

PWG Semantic Model

Processing Element Name	Multivalued	Syntax	Constraint	Group*	Reference
Description (values)					
Provides for the overriding of processing instructions on a page basis. (<i>Includes InputDocuments/OutputDocuments, DocumentCopies, Pages, Sides, media and any other processing element that affects pages</i>)					
Pages	yes	RangeOfInteger	1:MAX	D	[PWG5100.4] §5.2.4
Specifies a range of pages in the document data. (See PageOverrides for use)					
PagesPerSubset	yes	Integer	1:MAX	D	[PWG5100.4] §5.3
Combines all of the Input Pages of all of the Input Documents into a single stream of Input-Pages. Then the Printer partitions that single stream into contiguous subsets of Input-Pages according to the list of integers. Each subset is defined to be an Output-Document.					
PageRanges	yes	RangeOfInteger	1:MAX	D	[RFC2911] §4.2.7
Specifies a range of pages in the document data to be output.					
PdInitFile	Yes	Complex		D	[prod-print2] §5.8
Controls initialization of the Printer's Page Description Language (PDL) interpreter. (Includes PdInitFileEntry, PdInitFileLocation, PdInitFileName)					
PdInitFileEntry		String	Maxlength=255	D	[prod-print2] §5.8.1.3
Specifies an entry point within the init file at which the PDL interpreter starts. (See PdInitFile for use)					
PdInitFileLocation		String	Maxlength=1023	D	[prod-print2] §5.8.1.1
Contains a URL that specifies the path to the directory where the initialization file for the Printer's PDL interpreter will be found. (See PdInitFile for use)					
PdInitFileName		String	Maxlength=255	D	[prod-print2] §5.8.1.2
Specifies the name of the PDL interpreter's initialization file within the directory specified by the PdInitFileLocation element. (See PdInitFile for use)					
PresentationDirectionNumberUp		String	Type2 keyword	D	[PWG5100.3] §3.17
Specifies the placement order of the page images on a Finished-Page Image with the "number-up" element. (<i>Keywords: toright-tobottom, tobottom-toright, toleft-tobottom, tobottom-toleft, toright-totop, totop-toright, toleft-totop</i>)					
PrintQuality		String	type2 keyword	D	
The print quality that the Printer uses for the Job. (<i>Keywords: draft, normal, high</i>)					
PrinterResolution		resolution		D	[RFC2911] §4.2.12
The resolution that Printer uses for the Job in cross-feed and feed direction in units of dpi or dpcm.					
ProofPrint		Complex		J	[prod-print2] §5.9

PWG Semantic Model

Processing Element Name	Multivalued	Syntax	Constraint	Group*	Reference
Description (values)					
	Specifies the elements for zero or more proof prints of the job that are to be printed prior to the printing the full run of the job. (Includes ProofPrintCopies , Media/MediaCol and any other Processing elements).				
ProofPrintCopies		Integer	0:MAX	J	[prod-print2] §5.9.1
	Specifies the number of proof prints to be printed prior to the printing the full run of the job. (See ProofPrint for use)				
SaveDisposition		String	type3 keyword	J	[prod-print2] §5.7.1.1
	Specifies whether the Printer must print and/or save the job. (See JobSaveDisposition for use) (<i>Keywords: none, print-save, save-only</i>)				
SaveDocumentFormat		String	MimeMediaType [rfc2046], [rfc2048]	J	[prod-print2] §5.7.1.2.3.3
	Indicates the document format in which the Printer saves the Document Data. (See DocumentFormat Document Description element) (See SaveInfo for use)				
SaveInfo	Yes	complex		J	[prod-print2] §5.7.1.2
	Contains sets of elements that each tells the Printer how to create each copy of the saved job. (See JobSaveDisposition for use) (<i>Includes SaveLocation, SaveName, SaveDocumentFormat</i>)				
SaveLocation		String	Maxlength=1023	J	[prod-print2] §5.7.1.2.3.1
	Specifies the path to the directory as a URI where the Printer saves the Document Data and other Job information. (See SaveInfo for use)				
SaveName		String	Maxlength=255	J	[prod-print2] §5.7.1.2.3.2
	Specifies the name of the saved job in the directory specified by the “save-location” member element. The value may be a relative path. (See SaveInfo for use)				
SeparatorSheets		complex		D	[PWG5100.3] §3.18
	Specifies the separator sheets to be printed with the Document. (<i>Includes SeparatorSheetsType, Media/MediaCol</i>)				
SeparatorSheetsType		String	Type3 keyword	D	[PWG5100.3] §3.18.1
	Specifies the separator sheets type. (See SeparatorSheets for use) (<i>Keywords: none, slip-sheets, start-sheet, end-sheet, both-sheets</i>)				
SheetCollate		String	Type2 keyword	D	[rfc3381] §3.1
	Specifies if the media sheets of each copy of each printed document in a job are to be in sequence. (<i>Keywords: uncollated, collated</i>)				

PWG Semantic Model

Processing Element Name	Multivalued	Syntax	Constraint	Group*	Reference
Description (values)					
Sides		String	type2 keyword	D	[rfc2911] §4.2.8
	Indicates how an impression is to be placed upon the side(s) of the media. (<i>Keywords: one-sided, two-sided-long-edge, two-sided-short-edge, two-sided-long-edge, tumble</i>)				
Stitching		complex		D	[PWG5100.3] §3.2.2
	Provides detailed stitching parameters. (See FinishingsCol/JobFinishingsCol for use) (<i>Includes StitchingReferenceEdge, StitchingOffset, StitchingLocations</i>)				
StitchingLocations	yes	Integer	0:MAX	D	[PWG5100.3] §3.2.2.3
	The distance along the stitching axis where a stitch will be placed in hundredths of a millimeter. (See Stitching for use)				
StitchingOffset		Integer	0:MAX	D	[PWG5100.3] §3.2.2.2
	The perpendicular distance from the reference edge to the stitching axis in hundredths of a millimeter. (See Stitching for use)				
StitchingReferenceEdge		String	type2 keyword	D	[PWG5100.3] §3.2.2.1
	Specifies the stitching reference edge of the output media. (See Stitching for use) (<i>Keyword: bottom, top, left, right</i>)				
XDimension		Integer	0:MAX	D	[PWG5100.3] §3.13.8.1
	Size of the media in hundredths of a millimeter along the bottom edge. (See MediaSize for use)				
XImagePosition		String	type2 keyword	D	[PWG5100.3] §3.19.2
	Causes the specified point of the Finished-Page Image to be positioned at a specified location. (<i>Keywords: none, center, left, right</i>)				
XImageShift		Integer	MIN:MAX	D	[PWG5100.3] §3.19.3
	Causes the Finished-Page Image to be shifted in position with respect to the x-axis of the media. The unit of measure for this element is hundredths of a millimeter. The sign of the value indicates the direction of the shift.				
Xside1ImageShift		Integer	MIN:MAX	D	[PWG5100.3] §3.19.4
	Causes each Finished-Page Image that would be placed on the front side of a sheet to be shifted in position with respect to the x-axis of the media. The unit of measure for this element is hundredths of a millimeter. The sign of the value indicates the direction of the shift.				
Xside2ImageShift		Integer	MIN:MAX	D	[PWG5100.3] §3.19.5
	Causes each Finished-Page Image that would be placed on the backside of a sheet to be shifted in position with respect to the x-axis of the media. The unit of measure for this element is hundredths of a millimeter. The sign of the value indicates the direction of the shift.				
YDimension		Integer	0:MAX	D	[PWG5100.3] §3.13.8.2

PWG Semantic Model

Processing Element Name	Multivalued	Syntax	Constraint	Group*	Reference
Description (values)					
Size of the media in hundredths of a millimeter along the left edge. (See MediaSize for use)					
YImagePosition		String	type2 keyword	D	[PWG5100.3] §3.19.6
Causes the specified point of the Finished-Page Image to be positioned at a specified location. (Keywords: none, center, top, bottom)					
YImageShift		Integer	MIN:MAX	D	[PWG5100.3] §3.19.7
Causes the Finished-Page Image to be shifted in position with respect to the y-axis of the media. The unit of measure for this element is hundredths of a millimeter. The sign of the value indicates the direction of the shift.					
Yside1ImageShift		Integer	MIN:MAX	D	[PWG5100.3] §3.19.8
Causes each Finished-Page Image that would be placed on the front side of a sheet to be shifted in position with respect to the y-axis of the media. The unit of measure for this element is hundredths of a millimeter. The sign of the value indicates the direction of the shift.					
Yside2ImageShift		Integer	MIN:MAX	D	[PWG5100.3] §3.19.9
Causes each Finished-Page Image that would be placed on the backside of a sheet to be shifted in position with respect to the y-axis of the media. The unit of measure for this element is hundredths of a millimeter. The sign of the value indicates the direction of the shift.					

732

733 **7.2 Job Elements (Status and Description)**

734 * Group Key: S=Status, D=Description

735

Table 4- Job Elements (Status and Description)

Job Element Name	Multivalued	Syntax	Constraint	Group*	Reference
Description (values)					
DateTimeAtCompleted		String	DateTime [rfc1123]	S	[rfc2911] §4.3.14.7
Indicates the date and time at which the Job completed. (example: Fri, 03 May 2002 08:49:37 GMT)					
DateTimeAtCreation		String	DateTime [rfc1123]	S	[rfc2911] §4.3.14.5
Indicates the date and time at which the Job was created . (example: Fri, 03 May 2002 08:49:37 GMT)					
DateTimeAtProcessing		String	DateTime [rfc1123]	S	[rfc2911] §4.3.14.6
Indicates the date and time at which the Job first began processing. (example: Fri, 03 May 2002 08:49:37 GMT)					

PWG Semantic Model

Job Element Name	Multivalued	Syntax	Constraint	Group*	Reference
Description (values)					
DetailedStatusMessage	Yes	String	Maxlength=1023	S	[rfc2911] §4.3.10
Specifies additional detailed and technical information about the job. Intended for use by the system administrator or other experienced technical persons and so is not localized by the Printer. (example: “PostScript error: stack overflow”) (Was JobDetailedStatusMessage)					
DocumentAccessErrors	Yes	String	Maxlength=1023	S	[rfc2911] §4.3.11
Information about each Document access error for this job encountered by the Printer. (example: “(404) http://www.company.com/pub/fileToPrint.pdf ”) (Was JobDocumentAccessErrors)					
ElementFidelity		Boolean		D	[rfc2911] §15.1. [doc-obj] §8.1.1
Allows a user to control whether or not the Printer MUST honor <i>all</i> supplied Processing elements in the Job Creation operation. For a ‘true’ value the Printer rejects the job submission if any of the supplied Processing element values are unsupported. For a ‘false’ value the Printer MUST accept the job submission and do best effort. Default = ‘false’ NOTE: Use “JobMandatoryElements” to explicitly specify a <i>subset</i> of the supplied elements that the Printer MUST honor. (Was IPPAttributeFidelity)					
ElementsNaturalLanguage		String	Natural language	D	[rfc2911] §4.3.20
Indicates the natural language of the elements with string syntax that were set by the End User. (Was AttributesNaturalLanguage)					
Impressions		Integer	0:MAX	D	[rfc2911] §4.3.17.2
The total size in number of impressions in all the Job’s Document(s). (Was JobImpressions)					
ImpressionsCompleted		Integer	0:MAX	S	[rfc2911] §4.3.18.2
The number of impressions completed for the Job so far. (Was JobImpressionsCompleted)					
ImpressionsCompletedCurrentCopy		Integer	0:MAX	S	[rfc3381] §4.4
The number of impressions completed for the current iteration of this Job so far.					
JobAccountId		String	Maxlength=255	D	[PWG5100.3] §3.6
Account associated with this Job.					
JobAccountingUserID		String	Maxlength=255	D	[PWG5100.3] §3.7
Specifies the User ID associated with the “JobAccountId”.					
JobCollationType		String	Type2 keyword	S	[rfc3381] §4.1
Identifies the collation type of the Job. (<i>Keywords: other, unknown, uncollated-sheets, uncollated-documents, collated-documents</i>)					
JobId		Integer	1:MAX	S	[rfc2911] §4.3.2
The Printer sets this to the ID of this Job , which is unique for the Printer.					

PWG Semantic Model

Job Element Name	Multivalued	Syntax	Constraint	Group*	Reference
Description (values)					
JobMandatoryElements	Yes	String	Type3 keyword	D	Need reference[doc-obj] §8.1.2
	Allows a user to list which Processing elements the Printer must honor. The Printer rejects the job submission if <i>any</i> of the listed elements are unsupported or contain values that the Printer does not support. All of the remaining supplied elements are best effort. This element is ignored if ElementFidelity is supplied with a 'true' value. (See [rfc2911] §15.1) (<i>Keywords: none and any Processing element names. Member elements of collection elements are named as Attr.Member. For example, JobSheetsCol.Media</i>) NOTE: New element to align fidelity with FSG work was JobMandatoryAttributes).				
JobMessageFromOperator		String	Maxlength=127	D	[rfc2911] §4.3.16
	Message to the end user indicating the reasons for any management action taken on this Job. (example: "Job canceled due to length", "Pick job up in mailbox")				
JobName		String	Maxlength=255	D	[rfc2911] §4.3.5
	The Printer sets this to the client-supplied end-user friendly name for the Job, else the Printer must generate a name from other information. (example: "license agreement memo")				
JobOriginatingUserName		String	Maxlength=255	D	[rfc2911] §4.3.6
	The Printer sets this element to the most authenticated printable name that it can obtain (example: "John Doe", \authDomain\John Doe")				
JobPassword		String	Maxlength=255	D	[prod-print2] §4.1
	Contains a password supplied by the client encrypted according to method specified by the client in the JobPasswordEncryption element.				
JobPasswordEncryption		String	Type3 keyword	D	[prod-print2] §4.2
	Specifies the type of encryption that the client is used for the supplied value of the JobPassword element. (<i>Keywords: none, md2, md4, md5, sha</i>)				
JobPrinterMakeAndModel		String	Maxlength=127	S	[prod-print] §6.1
	Identifies the make and model of the output device that saved this Job according to the JobSaveDisposition Job Processing element.				
JobPrinterUri		String	uri	S	[rfc2911] §4.3.3
	The Printer set this to the URI of Printer that created this Job. (example: ipp://www.company.com/printer)				
JobRecipientName		String	Maxlength=255	D	[prod-print2] §5.6
	Contains the name of the person that is to receive the output of this Job and is commonly printed on the job sheet. It may also be used to reference a database containing delivery instructions for the recipient.				

PWG Semantic Model

Job Element Name	Multivalued	Syntax	Constraint	Group*	Reference
Description (values)					
JobState		String	Type1 keyword	S	[rfc2911] §4.3.7
	The current state of this Job (see section 4.3.1.1). See also JobStateReasons element below. (Keywords: <i>pending, pending-held, processing, processing-stopped, canceled, aborted, completed</i>)				
JobStateMessage		String	Maxlength=1023	S	[rfc2911] §4.3.6
	Specifies information about the "JobState" and "JobStateReasons" elements in human readable text localized by the Printer according to the natural language supplied in the client's query request. (example: "Job completed successfully with warnings" for an English request)				
JobStateReasons	Yes	String	type2 keyword	S	[rfc2911] §4.3.8
	Provides additional information about this Job's current state. (Keywords: <i>aborted-by-system, canceled-at-device, canceled-by-operator, canceled-by-user, completed-successfully, completed-with-errors, completed-with-warnings, compression-error, document-access-error, document-format-error, incoming, interpreting, job-data-insufficient, job-hold-until-specified, job-password-wait, job-restartable, job-resuming, job-saved-successfully, job-save-error, job-saving, job-scheduling, job-spooling, job-streaming, job-suspended, job-suspended-by-operator, job-suspended-by-system, job-suspended-by-user, job-suspending, none, outgoing, printer-stopped, printer-stopped-partly, printing, processing-to-stop-point, proof-print-wait, queued, queued-for-marker, queued-in-device, resources-are-not-ready, resources-are-not-supported, service-off-line, spooling, streaming, submission-interrupted, transforming, unsupported-compression, unsupported-document-format, warnings-detected</i>)				
JobUri		String	uri	S	[rfc2911] §4.3.1
	The Printer sets this to the URI for this Job. (example: <code>ipp://www.company.com/printer/jobs/22</code>) The URI is globally unique.				
KOctets		Integer	0:MAX	D	[rfc2911] §4.3.17.1
	The total size of this Job's Document(s) in integral units of 1024 octets. (Was JobKOctets)				
KOctetsProcessed		Integer	0:MAX	S	[rfc2911] §4.3.18.1
	the total number of octets processed in integral units of 1024 octets so far. (Was JobKOctetsProcessed)				
MediaSheets		Integer	0:MAX	D	[rfc2911] §4.3.17.3
	The total number of media sheets to be produced for this Job's Document(s). (Was JobMediaSheets)				
MediaSheetsCompleted		Integer	0:MAX	S	[rfc2911] §4.3.18.3
	The media-sheets completed marking and stacking so far. (Was JobMediaSheetsCompleted)				
MoreInfo		String	uri	S	[rfc2911] §4.3.4

PWG Semantic Model

Job Element Name	Multivalued	Syntax	Constraint	Group*	Reference
Description (values)					
					URI used to obtain information intended for end user consumption about this specific Job/Document. (example: " http://www.company.com/printer/embeddedjobpage "). (Was JobMoreInfo)
NumberOfDocuments		Integer	0:MAX	S	[rfc2911] §4.3.12
					The number of Documents in this Job.
NumberOfInterveningJobs		Integer	0:MAX	S	[rfc2911] §4.3.15
					The number of jobs that are "ahead" of this Job assuming the current scheduled order.
OutputDeviceAssigned		String	Maxlength=127	S	[rfc2911] §4.3.13
					Identifies the output device to which the Printer has assigned this Job (example: "Pete's Printer")
PrinterUpTime		Integer	1:MAX	S	[rfc2911] §4.3.14.4
					The amount of time (in seconds) that the Printer has been up and running. See Printer element "PrinterUpTime" (Was JobPrinterUpTime)
SheetsCompletedCopyNumber		Integer	0:MAX	S	[rfc3381] §4.2
					Number of the copy being stacked for the current Document.
SheetsCompletedDocumentNumber		Integer	0:MAX	S	[rfc3381] §4.3
					Number of the document in this Job currently being stacked. . The Documents in a Job are numbered 1, 2, 3. A 0 value means no Document is currently being stacked.
TimeAtCompleted		Integer	MIN:MAX	S	[rfc2911] §4.3.14.3
					The time at which the Job completed in "PrinterUpTime" seconds.
TimeAtCreation		Integer	MIN:MAX	S	[rfc2911] §4.3.14.1
					The time at which the Job was created in "PrinterUpTime" seconds.
TimeAtProcessing		Integer	MIN:MAX	S	[rfc2911] §4.3.14.2
					The time at which the Job first began processing in "PrinterUpTime" seconds.
WarningsCount		Integer	MIN:MAX	S	[PWG5100.4] §6.1
					The total number of warnings that a Printer has generated while processing and printing a Job's Document(s). (Was JobWarningsCount)

736

737 **7.3 Document Elements (Status and Description)**

738 * Group Key: S=Status, D=Description. [Reference is given to the Job Description attribute in](#)
739 [\[rfc2911\] and \[pwg5100.n\] even when the \[doc-obj\] has a corresponding Document Description](#)
740 [attribute defined, since the definitions are so parallel. Reference is given to \[doc-obj\] when the](#)
741 [element is defined therein only.](#)

PWG Semantic Model

742

Table 5 – Document Elements (Status and Description)

<u>Document</u> Element Name	Multivalued	Syntax	Constraint	Group*	Reference
Description (values)					
Compression		String	Type2 keyword	D	[rfc2911] §4.4.32
Compression algorithm used on the Document Data, if any. (<i>Keywords: none, deflate, gzip, compress</i>)					
CurrentPageOrder		String	Type2 keyword	S	[PWG5100.3] §4.1
Indicates the page order of the pages in the document data. Initially set to PageOrderReceived and updated if data is transformed. (<i>Keywords: 1-to-n-order, n-to-1-order</i>)					
DateTimeAtCompleted		String	DateTime [rfc1123]	S	[rfc2911] §4.3.14.7
Indicates the date and time at which this Document completed. (example: Fri, 03 May 2002 08:49:37 GMT)					
DateTimeAtCreation		String	DateTime [rfc1123]	S	[rfc2911] §4.3.14.5
Indicates the date and time at which this Document was created . (example: Fri, 03 May 2002 08:49:37 GMT)					
DateTimeAtProcessing		String	DateTime [rfc1123]	S	[rfc2911] §4.3.14.6
Indicates the date and time at which this Document first began processing. (example: Fri, 03 May 2002 08:49:37 GMT)					
DetailedStatusMessage	Yes	String	Maxlength=1023	S	[rfc2911] §4.3.10
Specifies additional detailed and technical information about this Document. Intended for use by the system administrator or other experienced technical persons. (example: “PostScript error: stack overflow”) (Was JobDetailedStatusMessage)					
DocumentAccessErrors	Yes	String	Maxlength=1023	S	[rfc2911] §4.3.11
Information about each Document access error for this Document encountered by the Printer. (example: “(404) http://www.company.com/pub/fileToPrint.pdf ”) (Was JobDocumentAccessErrors)					
<u>DocumentCreatorApplicationName</u>		<u>String</u>	<u>Maxlength=255</u>	<u>D</u>	<u>[doc-obj]</u> <u>§6.1.28.2.9.1</u>
<u>The name of the application that created the document, without its version number. (examples: “Photoshop”, “Microsoft Word”)</u>					
<u>DocumentCreatorApplicationVersion</u>		<u>String</u>	<u>Maxlength=127</u>	<u>D</u>	<u>[doc-obj]</u> <u>§6.1.28.2.10.2</u>
<u>The version of the application that created the document, without its name. (examples: ‘V3.0.’, ‘V6.0’)</u>					
<u>DocumentCreatorOsName</u>		<u>String</u>	<u>Maxlength=40</u>	<u>D</u>	<u>[doc-obj]</u> <u>§6.1.28.2.11.3</u>

PWG Semantic Model

<u>Document</u> Element Name	Multivalued	Syntax	Constraint	Group*	Reference
Description (values)					
	<p>The name of the operating system, without version number, on which the document was generated (see IANA [os-names]). (examples: 'LINUX', 'MACOS', 'NETWARE', 'WINDOWS')</p>				
<u>DocumentCreatorOsVersion</u>		String	Maxlength=127	D	[doc-obj] §6.1.28.2.12.4
	<p>The version of the operating system, without its name, on which the document was generated (see IANA [os-names]). (examples: For LINUX = '1.0', '2.4'; For WINDOWS = '95', 'NT', 'NT-4', '2000', 'XP')</p>				
<u>DocumentFormat</u>		String	MimeMediaType [rfc2046], [rfc2048]	D	[rfc2911] §3.2.1.1 [doc-obj] §6.1.2.5
	<p>The Document format (i.e., PDL) for this Document. The value "application/octet-stream" has a special meaning. This value is used to indicate that a Printer is capable of auto-sensing the format of the Document. The values "application/zip" and "multipart/related" are container formats for which DocumentContainerSummary gives additional information about the contained files. (Examples: application/octet-stream, application/postscript, application/vnd.hp-PCL, "text/plain; charset=utf-8", application/zip, multipart/related)</p>				
<u>DocumentFormatDetails</u>	Yes	Complex		D	[doc-obj] §8.2.9
	<p>Summarizes the distinct contained document formats when the Document contains multiple files, i.e., the Document is a container DocumentFormat, such as 'multipart/related' or 'application/zip'. For example, a container containing 100 PostScript files and 1 PCL file would have two sets of values. (Includes DocumentCreatorApplicationName, DocumentCreatorApplicationVersion, DocumentCreatorOsName, DocumentCreatorOsVersion, DocumentFormat, DocumentFormatDeviceId, DocumentFormatVersion, DocumentNaturalLanguage).</p>				
<u>DocumentFormatDetails Detected</u>	Yes	Complex		S	[doc-obj] §8.2.10
	<p>Generated by the Printer to indicate the actual document format details of the Document object. (Includes DocumentCreatorApplicationName, DocumentCreatorApplicationVersion, DocumentCreatorOsName, DocumentCreatorOsVersion, DocumentFormat, DocumentFormatDeviceId, DocumentFormatVersion, DocumentNaturalLanguage).</p>				
<u>DocumentFormatDetected</u>		String	mimeMediaType [rfc2046], [rfc2048]	S	[doc-obj] §8.2.11.4
	<p>The Printer sets this to the actual DocumentFormat that the Printer detects when auto-sensing the document format, i.e., when the DocumentFormat is omitted or supplied as 'application/octet-stream'. (example: 'application/postscript')</p>				
<u>DocumentFormatDeviceId</u>		String	Maxlength=127	D	[doc-obj] §6.1.28.2.15.6

PWG Semantic Model

<u>Document</u> Element Name	Multivalued	Syntax	Constraint	Group*	Reference
Description (values)					
		<u>Identifies the type of device for which the document was formatted, including manufacturer and model, following the IEEE 1284-2000 Device ID string. (example: MANUFACTURER:ACME Co.;COMMAND SET:PS;MODEL:LaserBeam 9;)</u>			
<u>DocumentFormatVersion</u>		<u>String</u>	<u>Maxlength=127</u>	<u>D</u>	<u>[doc-obj] §6.1.28.2.16.7</u>
		<u>The level or version of the DocumentFormat. Values are either from the prtInterpreterLangLevel [rfc1759] or a standard designation. (examples: "3" for DocumentFormat=application/postscript "Se" for DocumentFormat=application/vnd.hp-pcl; "ISO 12639-1:1996" for TIFF/IT Profile 1)</u>			
<u>DocumentIdUri</u>		<u>String</u>	<u>Maxlength=1023</u>	<u>S</u>	<u>[doc-obj] §8.2.127</u>
		<u>The Printer sets this to a globally unique URI for the purposes of providing a unique id. However, no client can use it as the target of any operation. (example: ipp://www.company.com/printers/myprinter/jobs/22/doc3)</u>			
<u>DocumentJobId</u>		<u>integer</u>	<u>1:MAX</u>	<u>S</u>	<u>[doc-obj] §8.2.138</u>
		<u>The Printer sets this to the ID of the Job containing this Document, i.e., a copy of the Job's JobId. The ID is unique for the Printer.</u>			
<u>DocumentJobPrinterUri</u>		<u>String</u>	<u>Maxlength=1023</u>	<u>S</u>	<u>[doc-obj] §8.2.149</u>
		<u>The Printer sets this to the URI of the Printer, i.e., a copy of the Job's JobPrinterUri element. (example: ipp://www.company.com/printers/myprinter)</u>			
<u>DocumentJobUri</u>		<u>String</u>	<u>Maxlength=1023</u>	<u>S</u>	<u>[doc-obj] §8.2.1520</u>
		<u>The Printer sets this to the URI for the job, i.e., a copy of the Job's JobUri. The URI is globally unique. (example: ipp://www.company.com/printers/myprinter/jobs/22)</u>			
<u>DocumentMessage</u>		<u>String</u>	<u>Maxlength=1023</u>	<u>D</u>	<u>[doc-obj] §8.2.1621</u>
		<u>A message from either (1) the user to the operator about the Document or (2) from the operator, system administrator, or "intelligent" process to indicate to the end user the reasons for modification or other management action taken on the Document.</u>			
<u>DocumentName</u>		<u>String</u>	<u>Maxlength=127255</u>	<u>D</u>	<u>[rfc2911] §3.2.1.1</u>
		<u>Name for this Document to be used in an implementation specific manner.</u>			
<u>DocumentNaturalLanguage</u>		<u>String</u>	<u>Maxlength=127</u>	<u>D</u>	<u>[rfc2911] §3.2.1.1</u> <u>[doc-obj] §6.1.2.8</u>

PWG Semantic Model

<u>Document</u> Element Name	Multivalued	Syntax	Constraint	Group*	Reference
Description (values)					
Identifies the primary Natural Language of this Document. ISSUE 02: Since a Document can contain multiple languages, should this attribute be changed to be multi-valued? If yes, keep its name as it is in [RFC2911], or change to DocumentNaturalLanguages?					
DocumentNumber		integer		S	[PWG5100.4] §9.2, [doc-obj] §8.2.19246.1
The order of this document within a job starting at a base of 1.					
DocumentState		String	Type1 keyword	S	[doc-obj] §8.2.20256.3.2
The current state of this Document. See also DocumentStateReasons element below. (Keywords: pending, processing, canceled, aborted, completed)					
DocumentStateMessage		String	Maxlength= 1023 127	S	[doc-obj] §8.2.21266.7
Specifies information about the "DocumentState" and "DocumentStateReasons" elements of this Document in human readable text localized by the Printer according to the language supplied in the client's query request. (Example: "Document completed successfully with warnings" for an English request)					
DocumentStateReasons	Yes	String	type2 keyword	S	[doc-obj] §8.2.22276.5
Provides additional information about this Document's current state. (Keywords: none, aborted-by-system, canceled-at-device, canceled-by-operator, canceled-by-user, completed-successfully, completed-with-errors, completed-with-warnings, compression-error, document-access-error, document-format-error, incoming, interpreting, outgoing, printing, queued, queued-for-marker, queued-in-device, resources-are-not-ready, resources-are-not-supported, spooling, streaming, submission-interrupted, transforming, unsupported-compression, unsupported-document-format, warnings-detected)					
DocumentUri		String	Maxlength=1023	<u>DS</u>	[rfc2911] §3.2.2 [doc-obj] §8.2.23
Reference to the Document to be printed (Print by reference) <u>supplied by the Client.</u>					
<u>ElementsNaturalLanguage</u>		<u>String</u>	<u>Natural language</u>	<u>D</u>	[rfc2911] §4.3.20
<u>Indicates the natural language of the elements in this Document with string syntax that were set by the End User. (Was AttributesNaturalLanguage)</u>					
Impressions		Integer	0:MAX	D	[rfc2911] §4.3.17.2
The total size in number of impressions in this Document. (Was JobImpressions)					

PWG Semantic Model

<u>Document</u> Element Name	Multivalued	Syntax	Constraint	Group*	Reference
Description (values)					
ImpressionsCompleted		Integer	0:MAX	S	[rfc2911] §4.3.18.2
The number of impressions completed for this Document so far. (Was JobImpressionsCompleted)					
ImpressionsCompletedCurrentCopy		Integer	0:MAX	S	[rfc3381] §4.4
The number of impressions completed for the current iteration of this Document so far.					
JobId		Integer	1:MAX	S	[rfc2911] §4.3.2
The Printer sets this to the ID of the job containing this Document. The ID is unique for the Printer.					
JobUri		String	uri	S	[rfc2911] §4.3.1
The Printer sets this to the URI for the job. (example: ipp://www.company.com/printer/jobs/22) The URI is globally unique.					
KOctets		Integer	0:MAX	D	[rfc2911] §4.3.17.1
The total size of this Document in integral units of 1024 octets. (Was JobKOctets)					
KOctetsProcessed		Integer	0:MAX	S	[rfc2911] §4.3.18.1
the total number of octets processed in integral units of 1024 octets so far. (Was JobKOctetsProcessed)					
LastDocument		Boolean		D	[rfc2911] §3.3.1
Has a ‘true’ value if this Document is the last Input Document for the Job. Default = ‘false’.					
MediaSheets		Integer	0:MAX	D	[rfc2911] §4.3.17.3
The total number of media sheets to be produced for this Document. (was JobMediaSheets)					
MediaSheetsCompleted		Integer	0:MAX	S	[rfc2911] §4.3.18.3
The media-sheets completed marking and stacking for this Document so far. (Was JobMediaSheetsCompleted)					
MoreInfo		String	uri	S	[rfc2911] §4.3.4
URI used to obtain information intended for end user consumption about this specific Document. (example: “ http://www.company.com/printer/embeddedjobpage ”). (Was JobMoreInfo)					
OutputDeviceAssigned		String	MaxLength=127	S	[rfc2911] §4.3.13
Identifies the output device to which the Printer has assigned this Job (example: “Pete’s Printer”)					
PageOrderReceived		String	Type2 keyword	D	[PWG5100.3] §3.16
Indicates the order of pages in this Document data as supplied with the job. (Keywords: 1-to-n-order, n-to-1-order)					
PrinterUpTime		Integer	1:MAX	S	[rfc2911] §4.3.14.4

PWG Semantic Model

<u>Document</u> Element Name	Multivalued	Syntax	Constraint	Group*	Reference
Description (values)					
The amount of time (in seconds) that the Printer has been up and running. (See Printer element "PrinterUpTime") (Was JobPrinterUpTime)					
SheetsCompletedCopyNumber		Integer	0:MAX	S	[rfc3381] §4.2
Number of the copy being stacked for this Document.					
TimeAtCompleted		Integer	MIN:MAX	S	[rfc2911] §4.3.14.3
The time at which this Document completed.					
TimeAtCreation		Integer	MIN:MAX	S	[rfc2911] §4.3.14.1
The time at which this Document was created in "PrinterUpTime" seconds.					
TimeAtProcessing		Integer	MIN:MAX	S	[rfc2911] §4.3.14.2
The time at which this Document first began processing.					
WarningCount		Integer	MIN:MAX	S	[PWG5100.4] §6.1
The total number of warnings that a Printer has generated while processing and printing the Document. (Was Job-WarningCount)					

743

744 **7.4 Printer Elements (Status and Description)**

745 * Group Key: S=Status, D=Description

746

Table 6 - Printer Elements (Status and Description)

<u>Printer</u> Element Name	Multivalued	Syntax	Constraint	Group*	reference
Description (values)					
ColorSupported		boolean		D	[rfc2911] §4.4.26
Indicates if this Printer is capable of any type of color printing at all, including highlight color.					
CompressionSupported	Yes	String	Type3 keyword	D	[rfc2911] §4.4.32
Identifies the set of Compression algorithms for Document content that this Printer supports. (Keywords: none, deflate, gzip, compress)					
DeviceId		String	IEEE 1284	D	See Appendix 13.1
An identifier based on IEEE 1284 to identify the device that the Printer represents. Often used to load an appropriate driver on the client device. (example: "MANUFACTURER:ACME;COMMAND SET:PCL,PJL,PS,XHTML-Print+xml;MODEL:LaserBeam 9;COMMENT:example;ACTIVE COMMAND SET:PCL")					
DocumentCreatorApplicationName Implemented	YES	String	Maxlength=255	D	[doc-obj] §9.3 [doc-obj] §6.1.2.1

PWG Semantic Model

Printer Element Name	Multivalued	Syntax	Constraint	Group*	reference
Description (values)					
<u>The names of the applications that the Printer will accept if supplied by the Client in DocumentFormatDetails. (examples: "Photoshop", "Microsoft Word") . (See DocumentFormatDetailsImplemented for use)</u>					
<u>DocumentCreatorApplicationVersion Implemented</u>	<u>YES</u>	<u>String</u>	<u>Maxlength=127</u>	<u>D</u>	<u>[doc-obj] §9.3</u> <u>[doc-obj] §6.1.2.2</u>
<u>The versions of the applications that the Printer will accept if supplied by the Client in DocumentFormatDetails. (examples: 'V3.0.', 'V6.0') . (See DocumentFormatDetailsImplemented for use)</u>					
<u>DocumentCreatorOsName Implemented</u>	<u>YES</u>	<u>String</u>	<u>Maxlength=40</u>	<u>D</u>	<u>[doc-obj] §9.3</u> <u>[doc-obj] §6.1.2.3</u>
<u>The names of the operating systems that the Printer will accept if supplied by the Client in DocumentFormatDetails (see IANA [os-names]). (examples: 'LINUX', 'MACOS', 'NETWARE', 'WINDOWS') . (See DocumentFormatDetailsImplemented for use)</u>					
<u>DocumentCreatorOsVersion Implemented</u>	<u>YES</u>	<u>String</u>	<u>Maxlength=127</u>	<u>D</u>	<u>[doc-obj] §9.3</u> <u>[doc-obj] §6.1.2.4</u>
<u>The versions of the operating systems that the Printer will accept if supplied by the Client in DocumentFormatDetails (examples: For LINUX = '1.0', '2.4'; For WINDOWS = '95', 'NT', 'NT-4', '2000', 'XP') . (See DocumentFormatDetailsImplemented for use)</u>					
DocumentFormatDefault		String	MimeMediaType [rfc2046], [rfc2048]	D	[rfc2911] §4.4.21
The document format (i.e. PDL) that this Printer has been configured to assume if the client does not specify a document format in any of the actions that supply document content for a Job. The value "application/octet-stream" has a special meaning. This value is used to indicate that a Printer is capable of auto-sensing the format of the document. (examples: application/octet-stream, application/postscript, application/vnd.hp-PCL, "text/plain; charset=utf-8")					
<u>DocumentFormatDetailsImplemented</u>	<u>YES</u>	<u>Complex</u>		<u>D</u>	<u>[doc-obj] §9.3</u>
<u>Lists the combinations of the values of the member attributes of "document-format-details" that the Printer will accept if supplied by the client in a Document creation Action. (Includes DocumentCreatorApplicationNameImplemented, DocumentCreatorApplicationVersionImplemented, DocumentCreatorOsNameImplemented, DocumentCreatorOsVersionImplemented, DocumentFormatDeviceIdImplemented, DocumentFormatImplemented, DocumentFormatVersionImplemented, DocumentNaturalLanguageImplemented).</u>					
<u>DocumentFormatDetailsSupported</u>	<u>YES</u>	<u>String</u>	<u>Type2 keyword</u>	<u>D</u>	<u>[doc-obj] §9.2</u>

PWG Semantic Model

Printer Element Name	Multivalued	Syntax	Constraint	Group*	reference
Description (values)					
Lists the type2 keyword names of the member attributes of DocumentFormatDetails that the Printer supports. (Examples: DocumentCreatorApplicationName, DocumentCreatorApplicationVersion, DocumentCreatorOsName, DocumentCreatorOsVersion, DocumentFormat, DocumentFormatDeviceId, DocumentFormatVersion, DocumentNaturalLanguage).					
DocumentFormatDevice Implemented	YES	String	Maxlength=127	D	[doc-obj] §9.3 [doc-obj] §6.1.2.6
Identifies the type of devices that the Printer will accept if supplied by the Client in DocumentFormatDetails. (example: MANUFACTURER:ACME Co.;COMMAND SET:PS;MODEL:LaserBeam 9;) (See DocumentFormatDetailsImplemented for use)					
DocumentFormat Implemented	YES	String	MimeMediaType [rfc2046], [rfc2048]	D	[doc-obj] §9. [doc-obj] §6.1.2.5
The Document formats (i.e., PDL) that the Printer will accept if supplied by the Client in DocumentFormatDetails. (Examples: application/octet-stream, application/postscript, application/vnd.hp-PCL, "text/plain; charset=utf-8", application/zip, multipart/related) (See DocumentFormatDetailsImplemented for use)					
DocumentFormatVersion Implemented	YES	String	Maxlength=127	D	[doc-obj] §9.3 [doc-obj] §6.1.2.7
The level or version of the DocumentFormats that the Printer will accept if supplied by the Client in DocumentFormatDetails. (examples: "3" for DocumentFormat=application/postscript? "5e" for DocumentFormat=application/vnd.hp-pcl; "ISO 12639-1:1996" for TIFF/IT Profile 1) (See DocumentFormatDetailsImplemented for use)					
DocumentFormatSupported	YES	String	MimeMediaType	D	[rfc2911] §4.4.22
Identifies both the Document and Image formats supported by this Printer. Specifies the set of Document formats that the Printer supports. (examples: application/octet-stream, application/postscript, application/vnd.hp-PCL, "text/plain; charset=utf-8"). Also specifies the set of Image formats that the Printer supports. (examples: 'image/jpeg' which is a registered MIME Media Type with IANA.					
DocumentNaturalLanguage Implemented	YES	String	Maxlength=127	D	[doc-obj] §9.3 [doc-obj] §6.1.2.8
Identifies the primary Natural Languages that the Printer will accept if supplied by the Client in DocumentFormatDetails. (See DocumentFormatDetailsImplemented for use)					
GeneratedNaturalLanguageSupported	YES	String	Natural Language	D	[rfc2911] §4.4.20
Identifies the natural language(s) that the Printer supports in returned values of messages generated by the Printer, that is, the JobStateMessage, DocumentStateMessage, and PrinterStateMessage elements.					
ImpressionsSupported		RangeOfInteger	0:MAX	D	[rfc2911] §4.4.34

PWG Semantic Model

Printer Element Name	Multivalued	Syntax	Constraint	Group*	reference
Description (values)					
	Specifies the upper and lower bounds for the number of impressions allowed per job. (Was JobImpressionsSupported)				
JobCreationElementsSupported	YES	String	Type2 keyword	D	[prod-print1] §7.1
	Identifies the set of Job Processing and Job Description elements (but not member elements) that this Printer will accept in a JobCreation action (Was JobCreationAttributesSupported)				
JobPasswordEncryptionSupported	Yes	String	type3 keyword	D	[prod-print1] §7.3
	Identifies which encryption methods this Printer supports as values of the JobPasswordEncryption Job Description element for Secure Print. (<i>Keywords: none, md2, md4, md5, sha</i>)				
JobPasswordSupported		Integer	0:MAX	D	[prod-print1] §7.2
	Indicates the maximum length that this Printer will accept for the unencrypted password which the client will encrypt as the value of the JobPassword Description Element.				
JobSpoolingSupported		String	type2 keyword	D	[prod-print1] §7.4
	Indicates whether or not the Printer spools Jobs before interpreting the document data (RIPing). (<i>Keywords: spool, stream, automatic</i>)				
KOctetsSupported		RangeOfInteger	0:MAX	D	[rfc2911] §4.4.33
	Specifies the allowable upper and lower bounds of the total size per Job in integral units of 1024 octets that this Printer will accept. (Was JobKOctetsSupported)				
MaxSaveInfoSupported		Integer	1:MAX	D	[prod-print1] §7.5
	Identifies the maximum number of SaveInfo member element collections that this Printer can accept in a job request.				
MediaColDatabase	Yes	Complex		D	[prod-print1] §7.6
	Identifies all of the Media supported by this Printer using a collection value for each which identifies the media characteristics. This element is not returned when 'all' is requested. (<i>Includes any of the MediaCol member elements</i>)				
MediaSheetsSupported		RangeOfInteger	0:MAX	D	[rfc2911] §4.4.35
	Specifies the upper and lower bounds for the number of media sheets allowed per job by this Printer. (Was JobMediaSheetsSupported)				
MultipleDocumentJobsSupported		boolean		D	[rfc2911] §4.4.16
	Indicates whether this Printer supports more than one Document per job, i.e., more than one SendDocument and/or SendUri request per job. A multi-Document per job Printer must implement this element and have a value of 'true'. A single Document per job Printer may either not support this element or support it with a value of 'false'.				
MultipleOperationTimeOut		Integer	1:MAX	D	[rfc2911] §4.4.31

PWG Semantic Model

Printer Element Name	Multivalued	Syntax	Constraint	Group*	reference
Description (values)					
	Identifies the minimum time (in seconds) that this multi-Document per job Printer will wait between actions on an open job before timing out. The actions can add Document to the open Job or close the Job. Timeouts are handled in an implementation specific manner. Multi-Document per job Printers must implement this element. The recommended value is greater than 60 and less than 240.				
NaturalLanguageConfigured		String	Natural language	D	[rfc2911] §4.4.19
	Indicates the natural language of the elements with string syntax that were set by the Administrator or Manufacturer.				
OperationsSupported	Yes	String	type2 keyword	D	[rfc2911] §4.4.15
	The set of supported actions for the Printer and Job. (Keywords: PrintJob, PrintUri, CreateJob, SendDocument, SendURI, ValidateJob, ValidateDocument, CancelJob, HoldJob, ReleaseJob, RestartJob, SetJobElements, SetDocumentElements, CancelDocument, DeleteDocument, GetJobs, GetPrinterElements, GetJobElements, GetDocuments, GetDocumentElements, GetPrinterSupportedValues, PausePrinter, ResumePrinter, PurgeJobs, DisablePrinter, EnablePrinter, SetPrinterElements).				
PagesPerMinute		Integer	0:MAX	D	[rfc2911] §4.4.36
	Specifies the nominal number of pages per minute which may be generated by this Printer.				
PagesPerMinuteColor		Integer	0:MAX	D	[rfc2911] §4.4.37
	Specifies the nominal number of pages per minute which may be generated by this Printer when printing color.				
ParentPrintersSupported	Yes	String	Uri	D	[admin-ops] §7.2
	Contains the URI of the non-leaf Printer for which this Printer is the immediate subordinate.				
PdloverrideSupported		String	type2 keyword	D	[rfc2911] §4.4.28
	Expresses the ability of this Printer to (1) guaranteed, (2) attempt to, or (3) not attempt to override a Document's processing instructions with Job Processing Elements. (Keywords: <i>attempted</i> , <i>guaranteed</i> , <i>not-attempted</i>)				
PrinterCurrentTime		String	DateTime [rfc1123]	S	[rfc2911] §4.4.30
	Indicates the current date and time. (example: Fri, 03 May 2002 08:49:37 GMT)				
PrinterDetailedStatusMessages	Yes	String	Maxlength=1023	S	[prod-print2] §7.7
	Specifies additional detailed and technical information about this Printer for the technical staff.				
PrinterDriverInstaller		String	Uri	D	[rfc2911] §4.4.8

PWG Semantic Model

Printer Element Name	Multivalued	Syntax	Constraint	Group*	reference
Description (values)					
	Intended for consumption by automata to locate the driver installer for this Printer object. (example: " http://www.company.com/printer/installerProgram ") Note: This element has not been used by any known implementation and is therefore deprecated.				
PrinterInfo		String	Maxlength=127	D	[rfc2911] §4.4.6
	Descriptive information about this Printer object. (example: "Out of courtesy for others, please print only small (1-5 page) jobs at this printer")				
PrinterIsAcceptingJobs		Boolean		S	[rfc2911] §4.4.23
	Indicates whether this Printer is currently able to accept jobs.				
PrinterLocation		String	Maxlength=127	D	[rfc2911] §4.4.5
	Identifies the location of the device that this Printer represents. (Example: <i>Pete's Office</i>)				
PrinterMakeAndModel		String	Maxlength=127	D	[rfc2911] §4.4.9
	Identifies the make and model of the device that this Printer object represents. (Example: "Xerox Phaser 7700", "HP LaserJet 1000", "Lexmark Optra Color 45")				
PrinterMessageFromOperator		String	Maxlength=127	D	[rfc2911] §4.4.25
	End user information for this Printer. (Example: "printer unavailable until 1pm due to preventive maintenance")				
PrinterMoreInfo		String	uri	D	[rfc2911] §4.4.7
	URI used to obtain information intended for end user consumption about this specific Printer. (Example: " http://www.company.com/printer/embeddedwebpage ")				
PrinterMoreInfoManufacturer		String	uri	D	[rfc2911] §4.4.10
	URI used to obtain more information for end user consumption about this type of device that this Printer represents. (Example: " http://www.xerox.com/go/xrx/template/012.jsp?Xcntry=USA&Xlang=en_US&prodID=7700 ", " http://www.lexmark.com/US/products/overview/0,1224,MjQ5fDE=,00.html ")				
PrinterName		String	Maxlength=127	D	[rfc2911] §4.4.4
	The end-user friendly name of this Printer object. (example: "Pete's Printer")				
PrinterState		String	type1 keyword	S	[rfc2911] §4.4.11
	Identifies the current state of the device(s) that this Printer represents (see Figure 4Figure 4). (See "PrinterStateReasons" below) (Keywords: <i>idle, processing, stopped</i>)				
PrinterStateMessage		String	Maxlength=1023	S	[rfc2911] §4.4.13
	Information about the "printer- state" and "printer-state-reasons" elements in human readable text localized by the Printer according to the natural language supplied in the client's query request. (Example: "Printer stopped due to paper jam" for an English request)				

PWG Semantic Model

Printer Element Name	Multivalued	Syntax	Constraint	Group*	reference
Description (values)					
PrinterStateReasons	Yes	String	type2 keyword	S	[rfc2911] §4.4.12
<p>Augments the "printer-state" element to give more detailed information about this Printer's state. Each keyword value may have a suffix to indicate its level of severity. The three suffixes (levels) are: "Report" (least severe), "Warning", and "Error" (most severe). Keywords without suffixes are assumed to be "Error" (most severe). See reference for semantics of defined keywords.</p> <p><i>(Keywords: other, none, connecting-to-device, cover-open, deactivated, developer-empty, developer-low, door-open, fuser-over-temp, fuser-under-temp, hold-new-jobs, input-tray-missing, interlock-open, interpreter-resource-unavailable, marker-supply-empty, marker-supply-low, marker-waste-almost-full, marker-waste-full, media-empty, media-jam, media-low, media-needed, moving-to-paused, opc-life-over, opc-near-eol, output-area-almost-full, output-area-full, output-tray-missing, paused, shutdown, spool-area-full, stopped-partly, stopping, timed-out, toner-empty, toner-low)</i></p>					
PrinterUpTime		integer	1:MAX	S	[rfc2911] §4.4.29
The amount of time (in seconds) that this Printer has been up and running					
PrinterUriSupported	Yes	String	uri	D	[rfc2911] §4.4.1
<p>Contains at least one URI for this Printer object. The PrinterUriSupported, UriAuthenticationSupported and the UriSecuritySupported are parallel elements. Each of these elements must have the same cardinality. The "i"th value of each of these elements describes the URI for the printer, the authentication mechanism used and the security method used. <i>(Example: ipp://www.company.com/printer)</i></p>					
QueuedJobCount		integer	0:MAX	S	[rfc2911] §4.4.24
The number of jobs that this Printer has accepted but has not yet completed.					
ReferenceUriSchemesSupported	Yes	String	UriScheme	D	[rfc2911] §4.4.27
Which URI schemes are supported by this Printer to retrieve Document This element must be supported if the Printer is capable of print by reference. <i>(Example: ftp, http)</i>					
RepertoiresSupported	Yes	String	Repertoire	D	[Repertoire] §3.1
Indicates the subsets of characters that are actually present in the Printer. (Example: IANA: iso-8859-1, Unicode: Latin 1, Vendor: Oak Floral)					
SubordinatePrintersSupported	Yes	String	Uri	D	[admin-ops] §7.1
Contains the URI of the immediate subordinate Printers associated with this Printer.					
UriAuthenticationSupported	Yes	String	type2 keyword	D	[rfc2911] §4.4.2
The Client authentication mechanism that this Printer object uses to identify the user. (See PrinterUriSupported for additional information) <i>(Keywords: none, requesting-user-name, basic, digest and certificate)</i>					
UriSecuritySupported	Yes	String	type2 keyword	D	[rfc2911] §4.4.3

PWG Semantic Model

Printer Element Name	Multivalued	Syntax	Constraint	Group*	reference
Description (values)					
Identifies the security mechanisms used for accessing this Printer object. (See PrinterUriSupported for additional information) (<i>Keywords: none, ssl3, tls</i>)					
VersionsSupported	Yes	String	type2 keyword	D	[rfc2911] §4.4.14
The versions of the semantics that this Printer supports. (<i>Keywords: 1.0, 1.1, etc. </i>).					
WhichJobsSupported	Yes	String	type2 keyword	D	[prod-print2] §7.8
Contains the set of values that this Printer supports for the WhichJobs operation element that the client may supply in the Get-Jobs operation as a job filter. (<i>Keywords: aborted, all, canceled, completed, not-completed, pending, pending-held, processing, processing-stopped</i>)					

747

8 Status Strings

748

749 This Appendix lists the status strings that the Printer returns in each action response.

750

Table 7 Status strings indicating some degree of success

Status String	Actions where status may occur
Reference	Description of status
SuccessfulOk	Any
Rfc2911	Action succeeded and no requested element were substituted or ignored.
SuccessfulOkConflictingElements	CreateJob, PrintJob, PrintUri, SendDocument, SendUri, ValidateDocument, ValidateJob
	Action succeeded but some elements were conflicting and have been substituted or ignored.
SuccessfulOkIgnoredOrSubstitutedElements	CreateJob, PrintJob, PrintUri, SendDocument, SendUri, ValidateDocument, ValidateJob
	Action succeeded but some unsupported elements were ignored or substituted.

751

752

Table 8 Status strings indicating error on the part of the Client

Status String	Actions where status may occur
	Description of status
ClientErrorBadRequest	Any
	Malformed syntax or constraint exceeded.
ClientErrorCharsetNotSupported	Any
	The charset is not supported.
ClientErrorCompressionError	PrintJob, PrintUri, SendDocument, SendUri
	An error occurred when uncompressing the Document Content.
ClientErrorCompressionNotSupported	PrintJob, PrintUri, SendDocument, SendUri
	The compression of the Document Content is not supported.

PWG Semantic Model

Status String	Actions where status may occur
Description of status	
ClientErrorConflictingElements	CreateJob, PrintJob, PrintUri, SendDocument, SendUri, SetDocumentElements, SetJobElements, SetPrinterElements, ValidateDocument, ValidateJob
	Some supplied elements are conflicting. The Printer must return them in the Unsupported Elements group.
ClientErrorDocumentAccessError	PrintUri, SendUri
	An error occurred when the Printer attempted to access the Document Content through the URI supplied.
ClientErrorDocumentFormatError	PrintJob, PrintUri, SendDocument, SendUri
	An error occurred when interpreting the Document Content.
ClientErrorDocumentFormatNotSupported	CreateJob, PrintJob, SendDocument, SendUri, ValidateDocument, ValidateJob
	The document format is not supported.
ClientErrorElementsNotSettable	SetDocumentElements, SetJobElements, SetPrinterElements
	The supplied element(s) are not settable
ClientErrorElementsOrValuesNotSupported	CreateJob, PrintJob, PrintUri, SendDocument, SendUri, SetDocumentElements, SetJobElements, SetPrinterElements, ValidateDocument, ValidateJob
	The supplied element(s) or Values are not supported
ClientErrorForbidden	Any
	The Printer understood the request, but is refusing to fulfill it for authentication and/or authorization reasons. The client should not try again even with credentials.
ClientErrorGone	Any
	The target object is no longer available.
ClientErrorJobNotAcceptingAdditionalDocuments	SendDocument, SendUri
	Client attempted to add a Document to a Job after indicating the last document was sent
ClientErrorNotAuthenticated	Any
	The request requires user authentication. The client may try again with suitable authentication.
ClientErrorNotAuthorized	Any
	The requester is not authorized to perform the request. The Client should not try again.
ClientErrorNotFound	ActivatePrinter, CancelDocument, CancelJob, DeactivatePrinter, DeleteDocument, DisablePrinter, EnablePrinter, GetDocumentElements,

PWG Semantic Model

Status String	Actions where status may occur	
Reference	Description of status	
		GetDocuments, GetJobElements, GetJobs, GetPrinterElements, GetPrinterSettableElementValues, HoldJob, PromoteJob, ReleaseJob, ReprocessJob, RestartJob, ResumeJob, SendDocument, SendUri, SetDocumentElements, SetJobElements
	The target object was not found.	
ClientErrorNotPossible		
	The action cannot be performed, because of the state of the target object.	
ClientErrorRequestEntityTooLarge	Any	
	The request and/or the Document Content is too large.	
ClientErrorRequestValueTooLong	Any	
	An element value in the request is longer than the Printer supports.	
ClientErrorTimeout	SendDocument, SendUri	
	The client did not produce a subsequent request within the time that the Printer was prepared to wait.	
ClientErrorUnsupportedInterface		
	PSI specific error indicating a request for information for a non-existent interface	
ClientErrorUriNotResolvable		
	PSI specific error indicating inability of PSI Server to communicate with a Target Device	
ClientErrorUriSchemeNotSupported	PrintUri, SendUri	
	The URI scheme is not supported.	
ClientInvalidUri		
	PSI specific error indicating the URI provided is not well formed	

753

754

Table 9 Status strings indicating error on the part of the Printer

Status String	Actions where status may occur	
Reference	Description of status	
ServerErrorBusy	Any	
	A temporary error indicating that the Printer is too busy processing jobs and/or other requests. A Client should try again later.	
ServerErrorDeviceError	CreateJob, PrintJob, PrintUri, SendDocument, SendUri	
	The Printer encountered a device error that causes it to be unable to accept a new request. For example, a paper jam for a Printer that doesn't spool and so cannot accept a new job submission until the jam is fixed.	
ServerErrorInternalError	Any	
	An unexpected internal error occurred.	

PWG Semantic Model

Status String		Actions where status may occur
Reference	Description of status	
ServerErrorJobCanceled	CancelDocument, CancelJob, DeleteDocument, SendDocument, SendUri, SetDocumentElements, SetJobElements	
	The job has been canceled by an operator or aborted by the system. For example, while the Client is transmitting the Document Content to the Printer.	
ServerErrorMultipleDocumentJobsNotSupported	SendDocument, SendUri	
	The Printer doesn't support multiple document jobs and the client attempted to supply a second SendDocument or SendUri request. The Printer's "MultipleDocumentJobsSupported" Printer Description element is 'false'.	
ServerErrorNotAcceptingJobs	CreateJob, PrintJob, PrintUri	
	The Printer is not currently accepting jobs. Its "PrinterIsAcceptingJobs" Printer Description element is 'false'.	
ServerErrorNotCancelableAtTargetDevice	CancelJob, CancelJob	
	PSI specific error indicating the Print Service is unable to direct the Target Device to cancel the Job.	
ServerErrorOperationNotSupported	Any unsupported action	
	The Printer does not support the requested action.	
ServerErrorPrinterIsDeactivated	Any except Activate-Printer	
	The Printer has been deactivated using the Deactivate-Printer operation and is only accepting the Activate-Printer	
ServerErrorServiceUnavailable	Any	
	The Printer is unable to service the request at this time due to overloading or maintenance. The client should try again later as per the "message" Operation element.	
ServerErrorTargetDeviceNotReachable	CreateJob	
	PSI specific error indicating the Print Service is unable to communicate with the specified Target Device.	
ServerErrorTargetDeviceUrlNotSupported	CreateJob	
	PSI specific error indicating the Print Service does not support the specified Target Device.	
ServerErrorTemporaryError	Any	
	A temporary error such as a buffer full write error, a memory overflow, or a disk full condition.	
ServerErrorVersionNotSupported	Any	
	The Printer doesn't support the requested major version of the protocol and returns the closest version that it does support.	

755

756

757 9 Semantic Elements to be added

- 758 • DocumentFormatDetails (awaiting reference)
- 759 ○ DocumentFormat (already defined)

PWG Semantic Model

- 760 ○ DocumentFormatVersion (awaiting reference)
- 761 ○ DocumentNaturalLanguage (already defined)
- 762 ○ OperatingSystemName (from IANA registry)
- 763 ○ DeviceId (already defined)
- 764 ~~□ Document RepertoireSupported (awaiting reference)~~
- 765 • Color and Imaging (awaiting reference from CIP4/PWG)

766 10 Change Log

- 767 ~~3/26/03 PJZ Updated with changes from Document Object Specification~~
- 768 ~~3/21/03 PJZ Added Character Repertoire~~
- 769 ~~3/17/03 PJZ Removed PSI specific actions, corrected list of excluded elements in~~
770 ~~appendix B~~
- 771 ~~3/16/03 TNH/PJZ Updated with the Document Object specifications. Added CloseJob~~
772 ~~that PSI is using. Renamed SendData to SendDocumentData to indicate what data.~~
773 ~~Prefixed JobId, JobPrinterUri, and JobUri Document Description elements with Document,~~
774 ~~so no Document attributes have a Job prefix. Added the following Document Description~~
775 ~~elements: DocumentContainerSummary, DocumentCreatorApplicationName,~~
776 ~~DocumentCreatorApplicationVersion, DocumentCreatorOsName,~~
777 ~~DocumentCreatorOsVersion, DocumentFormatDetected, DocumentFormatDeviceId,~~
778 ~~DocumentFormatVersion, DocumentIdUri, DocumentMessage, ElementNaturalLanguage.~~
- 779 1/29/03 PJZ Incorporated comments from Face to Face preparing document for Last Call.
780 Updated abstract, introduction and terminology sections. Added section to capture known
781 semantic elements “waiting in the wings”. Sorted status strings alphabetically. Added PSI
782 specific actions and status strings. Corrected Job & Doc state transition diagrams.
- 783 1/13/03 PJZ Expanded on Processing Actual Element, Incorporated comments from
784 teleconference
- 785 11/1/02 PJZ Fixed up status code tables. The DocumentProcessing subgroups were
786 merged into the DocumentProcessing element. Moved fidelity elements to JobDescription.
787 Finished incorporating Prod-Print2 and rfc3381 elements. Cross checked figures tables and
788 associated schema. Added –Actual extension.
- 789 10/28/02 PJZ “XML”ified attributes and object & added IPP mapping information
790 describing change. Completed adding [admin-ops], [PWG5100.1]. Rationalized “Pages”
791 and “PageRanges”. Changed “State” groups to “Status” to avoid name collision with
792 “State” elements (e.g. “JobState”)
- 793 10/14/01 TNH Fixed some Figure caption problems. Instead of deprecating
794 AttributeFidelity, made it work with JobMandatoryAttributes. Added way to specify the

PWG Semantic Model

- 795 member attribute in a collection attribute (Attr.Member). Clarified PagesPerSubset as
796 combining all Input Documents into a single contiguous Input-Pages stream and then
797 subsetting it into Output Documents. Added GeneratedNaturalLanguageSupported from
798 RFC 2911.
- 799 10/07/02 PJZ Updated references. Added JobCoverFront, JobCoverBack, and natural
800 language elements. Reworked section 5.3.5 GetPrinterSettableAttributeValues. Corrected
801 Action table and section.
- 802 9/30/02 PJZ Began conversion of status string section to table. Corrected and updated
803 figures. Removed detailed IPP encoding section. Added globalization section
- 804 9/27/02 TNH Version 0.11: Spell checked, corrected some misspelled attribute names,.
805 Finished moving Compression and DocumentFormat from the Processing to the Document
806 Description tables. Improved the attributes descriptions, especially those that are related to
807 other attributes. Added the attributes and values from [prod-print2]. Added several
808 attributes from IPP documents that were missing for some reason. Corrected a number of
809 Maxlength values. Sorted the values of JobStateReasons, DocumentStateReasons, and
810 PrinterStateReasons, so easier to keep track of. Add References: [adm-ops], [prod-print2].
- 811 9/16/02 PJZ Added more definitions and document actions. Incorporated the comments
812 from teleconference and TH mail note. Updated references.
- 813 9/9/02 PJZ Final edits to ready document for review. Updated all figures and added
814 highlighting of sections to review.
- 815 9/1/02 PJZ Changes from email input and PWG meeting. Printer/Job/Document
816 Attribute groups broken out into State and Description groups
- 817 8/16/02 PJZ Changed Content back to document, Added PWG5100.1, PWG5100.2,
818 PWG5100.3, PWG5100.4, job-progress to model. Filled out document object, added “Job
819 Level” subcategory to Processing attributes
- 820 6/17/02 PJZ Added high level description of PWG Action semantics and Printer state
821 transitions. Returned VersionsSupported and OperationsSupported.
- 822 6/4/02 SAA Modified to split the Job Attributes into 3 categories:
823 1) Processing Attributes
824 2) Content Attributes
825 3) Job Attributes
826
- 827 The Processing Attributes were further split into 3 subcategories:
828 1) Rendering attributes
829 2) Imposition Attributes
830 3) Finishing Attributes

PWG Semantic Model

- 831 Added attributes from UPnP Print Basic service template: MediaSize, MediaType,
832 DeviceId attributes.
- 833 Removed references to Mandatory vs. Optional since a semantic model should not
834 dictate what is used or not used by the future solutions targeted at specific markets.
835 For example, UPnP picked specific attributes for the SOHO market and did not need
836 all of the Mandatory IPP attributes.
- 837 Modified Printer Description Attributes with the following:
- 838 1) Added in DeviceId.
 - 839 2) Changed Document* to Content*.
 - 840 3) Removed VersionsSupported and OperationsSupported since these are
841 dependent on the interface used in specific solutions.
- 842 5/29/02 PJZ Incorporated comments prior to initial release
- 843 5/26/02 TH detailed review of the draft
- 844 5/23/02 TH re-organize draft with comments from Melinda Grant
- 845 5/16/02 PJZ original draft

846

847 11 References

- 848 [actual] D. Carney, H. Lewis, "Internet Printing Protocol (IPP): "-actual" attributes", [February 12,](#)
849 [2003](#)~~December 16, 2002~~, [ftp://ftp.pwg.org/pub/pwg/ipp/new_ACT/pwg-ipp-actual-attrib-](ftp://ftp.pwg.org/pub/pwg/ipp/new_ACT/pwg-ipp-actual-attrib-v03-021216.pdf)
850 [v03-021216.pdf](ftp://ftp.pwg.org/pub/pwg/ipp/new_ACT/pwg-ipp-actual-attrib-v03-021216.pdf), work in progress.
- 851 [doc-obj] T. Hastings, and P. Zehler, "Internet Printing Protocol (IPP): Document Object",
852 [September 27, 2002](#)~~March 14, 2003~~, [ftp://ftp.pwg.org/pub/pwg/ipp/new_DOC/wd-ippdoc-](ftp://ftp.pwg.org/pub/pwg/ipp/new_DOC/wd-ippdoc-10-20030314IPP-Document-Object.pdf)
853 [10-20030314IPP-Document-Object.pdf](ftp://ftp.pwg.org/pub/pwg/ipp/new_DOC/wd-ippdoc-10-20030314IPP-Document-Object.pdf), work in progress ~~to become IEEE-ISTO 5100.5-~~
854 [2001](#).
- 855 [ntfy] "Internet Printing Protocol/1.1: Event Notifications and Subscriptions", [November 19,](#)
856 [2001](#)~~February 21, 2003~~, R. Herriot, T. Hastings, M. Shepherd, R. DeBry, S. Isaacson, J.
857 Martin, and R. Bergman, <draft-ietf-ipp-not-spec-[1108](#).txt>.
- 858 [prod-print2] T. Hastings, and D. Fullman, "Internet Printing Protocol (IPP): Production Printing
859 Attributes - Set 2", to become a PWG IEEE-ISTO standard, work in progress, August 21,
860 2002, [ftp://ftp.pwg.org/pub/pwg/ipp/new_PPE/pwg-ipp-prod-print-set2-draft-v0_1-](ftp://ftp.pwg.org/pub/pwg/ipp/new_PPE/pwg-ipp-prod-print-set2-draft-v0_1-020821.pdf)
861 [020821.pdf](ftp://ftp.pwg.org/pub/pwg/ipp/new_PPE/pwg-ipp-prod-print-set2-draft-v0_1-020821.pdf)
- 862 [PSI] D. Hall, A. Berkema, "PrinterWorking Group Print Service Interface 1.0", working draft to
863 become a PWG IEEE-ISTO standard, work in progress, February 10, 2003,
864 <ftp://ftp.pwg.org/pub/pwg/ps/wd/wd-psi10-20030210.pdf>

PWG Semantic Model

- 865 [PWG5100.1] IEEE-ISTO 5100.1-2001, "Internet Printing Protocol (IPP): "finishings" attribute
866 values extension", T. Hastings, and D. Fullman, February 5, 2001,
867 <ftp://ftp.pwg.org/pub/pwg/standards/pwg5100.1.pdf>
- 868 [PWG5100.2] IEEE-ISTO 5100.2-2001, "Internet Printing Protocol (IPP): output-bin attribute
869 extension", February 7, 2001, Hastings, and R. Bergman,
870 <ftp://ftp.pwg.org/pub/pwg/standards/pwg5100.2.pdf>
- 871 [PWG5100.3] IEEE-ISTO 5100.3-2001, "Internet Printing Protocol (IPP): Production Printing
872 Attributes - Set1", February 12, 2001, K. Ocke, T. Hastings,
873 <ftp://ftp.pwg.org/pub/pwg/standards/pwg5100.3.pdf>
- 874 [PWG5100.4] IEEE-ISTO 5100.4-2001, "Internet Printing Protocol (IPP): Override Attributes for
875 Documents and Pages", February 7, 2001, R. Herriot, K. Ocke,
876 <ftp://ftp.pwg.org/pub/pwg/standards/pwg5100.4.pdf>
- 877 [PWG5101.1] IEEE-ISTO 5101.1-2001 Media Standardized Names <work in progress>,
878 <ftp://ftp.pwg.org/pub/pwg/standards/pwg5101.1.pdf> , .doc, .rtf for standardized names
- 879 [\[Repertoire\] Working Draft: The Printer Working Group Standard for Character Repertoire](ftp://ftp.pwg.org/pub/pwg/Character-Repertoires/wd-per10-20030317.html)
880 [Interoperability<work in progress>, March 17, 2003, E. Bradshaw](ftp://ftp.pwg.org/pub/pwg/Character-Repertoires/wd-per10-20030317.html)
881 <ftp://ftp.pwg.org/pub/pwg/Character-Repertoires/wd-per10-20030317.html>
- 882 [rfc1123] RFC 1123 " Requirements for Internet Hosts -- Application and Support ", October 1989,
883 Branden, R. , <ftp://ftp.rfc-editor.org/in-notes/rfc1123.txt>
- 884 [rfc2046] RFC 2046 "Multipurpose Internet Mail Extensions (MIME) Part Two: Media Types",
885 November 1996, N. Freed, and N. Borenstein, <ftp://ftp.rfc-editor.org/in-notes/rfc2046.txt>
- 886 [rfc2048] RFC 2048 "Multipurpose Internet Mail Extension (MIME) Part Four: Registration
887 Procedures", November 1996, N. Freed, J. Klensin and J. Postel, [ftp://ftp.rfc-editor.org/in-](ftp://ftp.rfc-editor.org/in-notes/rfc2048.txt)
888 [notes/rfc2048.txt](ftp://ftp.rfc-editor.org/in-notes/rfc2048.txt)
- 889 [rfc2911] RFC 2566 "Internet Printing Protocol/1.0 Model and Semantics", March 1999 and RFC
890 2911 "Internet Printing Protocol/1.1 Model and Semantics", September 2000, T. Hastings,
891 R. Herriot, R. ~~D~~~~e~~~~B~~~~ry~~, S. Isaacson, P. Powell, <ftp://ftp.rfc-editor.org/in-notes/rfc2911.txt>
- 892 [rfc3380] "Internet Printing Protocol (IPP): Job and Printer Set Operations", September 2002, T.
893 Hastings, R. Herriot, C. Kugler, and H. Lewis, <ftp://ftp.rfc-editor.org/in-notes/rfc3380.txt>
- 894 [rfc3381]"Internet Printing Protocol (IPP): Job Progress Attributes", September 2002, T. Hastings,
895 H. Lewis, and R. Bergman, <ftp://ftp.rfc-editor.org/in-notes/rfc3381.txt>

12 Author's Addresses

896
897

PWG Semantic Model

Peter Zehler Xerox Corporation 800 Phillips Road MS/128-30E Webster, NY 14580 Phone: 585 265-8755 Fax: 585-422-7691 e-mail: pzehler@crt.xerox.com	Tom Hastings Xerox Corporation 701 S. Aviation Blvd. MS/ESAE-242 El Segundo, CA 90245 Phone: 310 333-6413 e-mail: thastings@cp10.es.xerox.com	Shivaun Albright Hewlett Packard e-mail: shivaun_albright@hp.com
---	--	---

898

899 **12.1 Other Participants**

Alan Berkema – [Hewlett PackardHP](#)
Lee Farrell - Canon Information Systems
Melinda Grant - [Hewlett PackardHP](#)
Harry Lewis - IBM
Gail Songer - Neteon
William Wagner - NetSilicon/DPI

[Elliott Bradshaw, Oak Technology](#)
Don Fullman - Xerox
David Hall - [Hewlett PackardHP](#)
Ira Mcdonald – High North
Robert Taylor - [Hewlett PackardHP](#)

900

901 **13 Appendix A – UPnP Definitions**

902 **13.1 DeviceID**

903 The value of this variable MUST exactly match the IEEE 1284-2000 Device ID string, except the
904 length field MUST not be specified.. The value is assigned by the Printer vendor and MUST NOT
905 be localized by the Print Service.

906 The IEEE 1284-2000 Device ID is a length field followed by a case-sensitive string of ASCII
907 characters defining peripheral characteristics and/or capabilities. For the purposes of this
908 specification, the length bytes MUST NOT be included. The Device ID sequence is composed of a
909 series of keys and values of the form:

910 key: value {,value} repeated for each key

911 As indicated, each key will have one value, and MAY have more than one value. The minimum
912 necessary keys (case-sensitive) are MANUFACTURER, COMMAND SET, and MODEL. (These
913 keys MAY be abbreviated as MFG, CMD, and MDL respectively.) Each implementation MUST
914 supply these three keys and possibly additional ones as well. Each key (and each value) is a string
915 of characters. Any characters except colon (:), comma (,), and semi-colon (;) MAY be included as
916 part of the key (or value) string. Any leading or trailing white space (SPACE[x'20'], TAB[x'09'],
917 VTAB[x'0B'], CR[x'0D'], NL[x'0A'], or FF[x'0C']) in the string is ignored by the parsing program
918 (but is still counted as part of the overall length of the sequence).

919 An example ID String, showing optional comment and active command set keys and their
920 associated values (the text is actually all on one line):

921

922 MANUFACTURER:ACME Manufacturing;

PWG Semantic Model

923 COMMAND SET:PCL,PJL,PS,XHTML-Print+xml;

924 MODEL:LaserBeam 9;

925 COMMENT:Anything you like;

926 ACTIVE COMMAND SET:PCL;

927

928 (See IEEE 1284-2000 clause 7.6)

929 Note: One of the purposes of the DeviceId variable is to select a printer driver for those clients that
930 need a printer driver. The values of the COMMAND SET key are interpreted by the printer driver
931 provided by the vendor and so are vendor-defined, rather than being standardized.

932 **14 Appendix B – IPP Mapping**

933 **14.1 Changes to remove some IPP specific aspects**

934 This section lists some changes to remove some IPP specific aspects from the PWG Semantic
935 Model.

- 936 1. IPP enumerations use their well-known string name instead of the integer enumeration.
937 This applies not only to IPP attributes but also to IPP Operations.
- 938 2. Any attribute name containing “ipp” has had the “ipp” removed.
- 939 3. All attribute and operation keywords have the substring “attribute” replaced with “element”.
- 940 4. All operation, status codes and attribute keyword names have had the first letter capitalized
941 and the ‘-’ character removed and the character following the ‘-’ has been capitalized. (All
942 mixed case PWG Semantic Model keywords can be interpreted without regard to case.)
- 943 5. The attribute value keywords defined remain unchanged and are all lower case, except for
944 the ones that specify other attributes names or status codes (which are changed to be the
945 mixed case without hyphens).
- 946 6. The types of the attributes have been simplified. All keyword, text, name, DateTime, uri,
947 UriScheme, enum and mimeType types are represented by the simple string type.
948 The “Constraint” column in section 7 clarifies the mapping of the string types in the
949 Semantic Model to their original types (e.g. JobState type:string constraint: Type 1
950 keyword). Note that IPP Attributes of type Keyword or Name are represented as strings
951 with a Type 2 or 3 keyword constraint
- 952 7. The “1setOf X” types are represented as the base type and the “Multivalued” field in the
953 tables set to “Yes”.
- 954 8. Integers and Boolean types remain the same.
- 955 9. Any applicable constraints placed on the attribute values has been noted in the tables.

956 The term “keyword” continues to be used for string values enumerated as part of the PWG Model.
957 The term “object” is sometimes changed to “data class”. The term “operation” has been changed to
958 “action” to use the term more frequently used with XML.

PWG Semantic Model

959 The following IPP attributes are not included: operation-id, attributes-charset, ~~page-overrides,~~
960 request-id, ~~version-number.~~

961 **14.2 Attribute Group Mapping**

962 IPP Actions may contain a number of parameters. The first parameter is always the Operation
963 Attributes for the Action. The IPP Operation Attributes have been mapped to the Printer and Job
964 Description Element Groups.

965 The IPP Printer Description Attributes map to the PWG Printer Status Elements and Printer
966 Description Elements. The IPP Job Description Attributes map to the PWG Job Status Elements
967 and Job Description Elements.

968 The IPP Job Template Attributes map to the PWG Job Processing Elements and Document
969 Processing Elements. IPP does not differentiate between the PWG Processing Elements subgroups
970 of Rendering, Imposition and Finishing Elements.

971