



The Printer Working Group

IPP 3D v1.1

Objectives and Use Cases

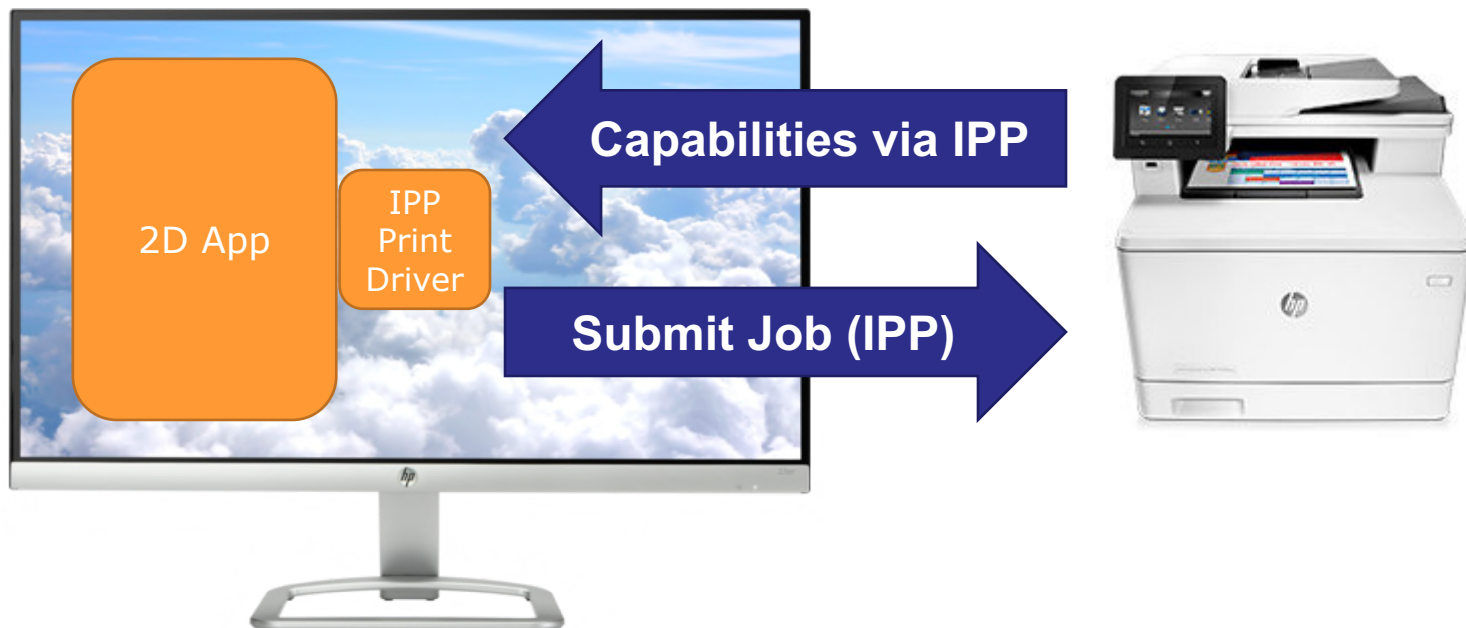
Smith Kennedy

HP Inc.

2018-03-28

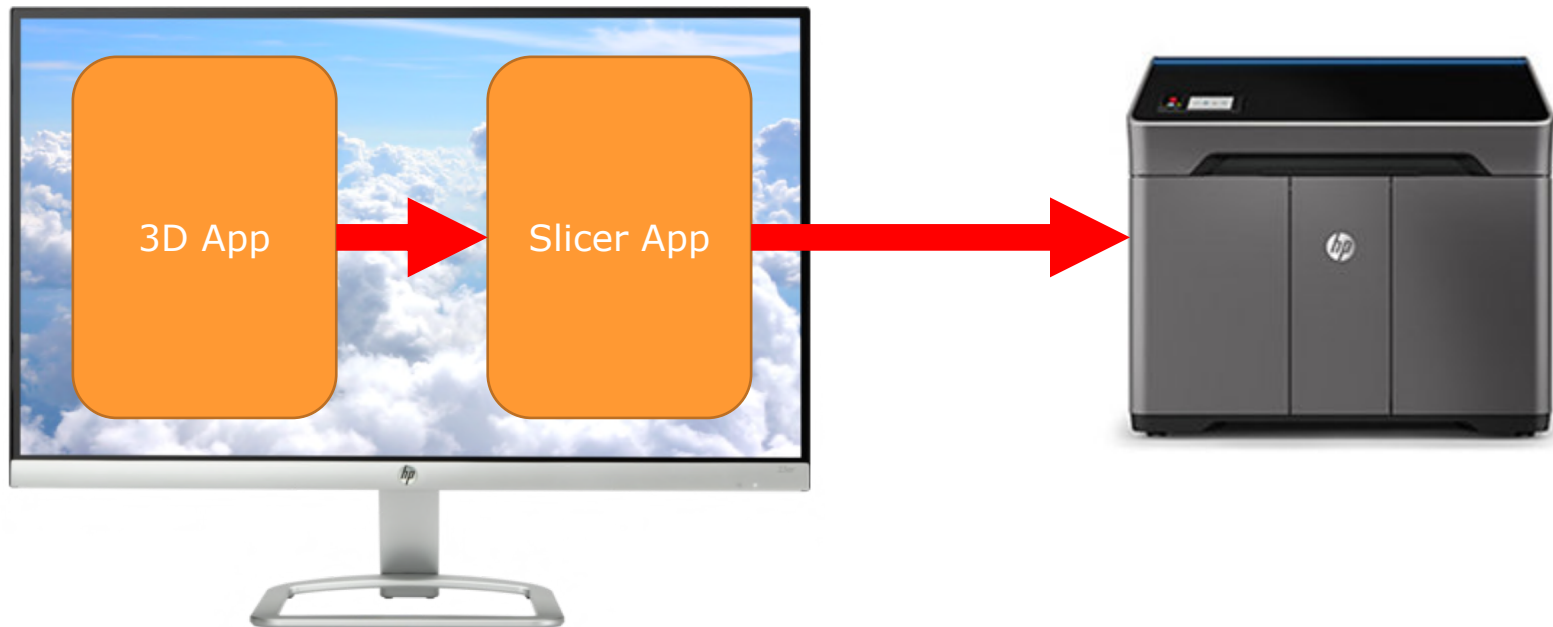
Desktop IPP 2D Printing Today

- 2D App (word processor, Web browser, text editor, etc.) to view and/or create conventional 2D content
- 2D App uses OS print system and drivers to query Printer for capabilities via IPP, render 2D content to standard supported format, submit job to the Printer via IPP
- Printer processes print content format and job ticket to produce physical output as per user wishes



Desktop 3D Printing Today

- 3D App (CAD Program, modeling program, etc.) to view and/or create 3D content saved to a 3D file format (STL, 3MF, etc.)
- Slicer Program loads 3D file and renders to low-level instructions specific to that model of Printer
- Printer processes instructions to produce physical output




Desktop 3D Printing : Improvement Opportunities



What is needed to empower 3D apps with 3D printing capabilities?

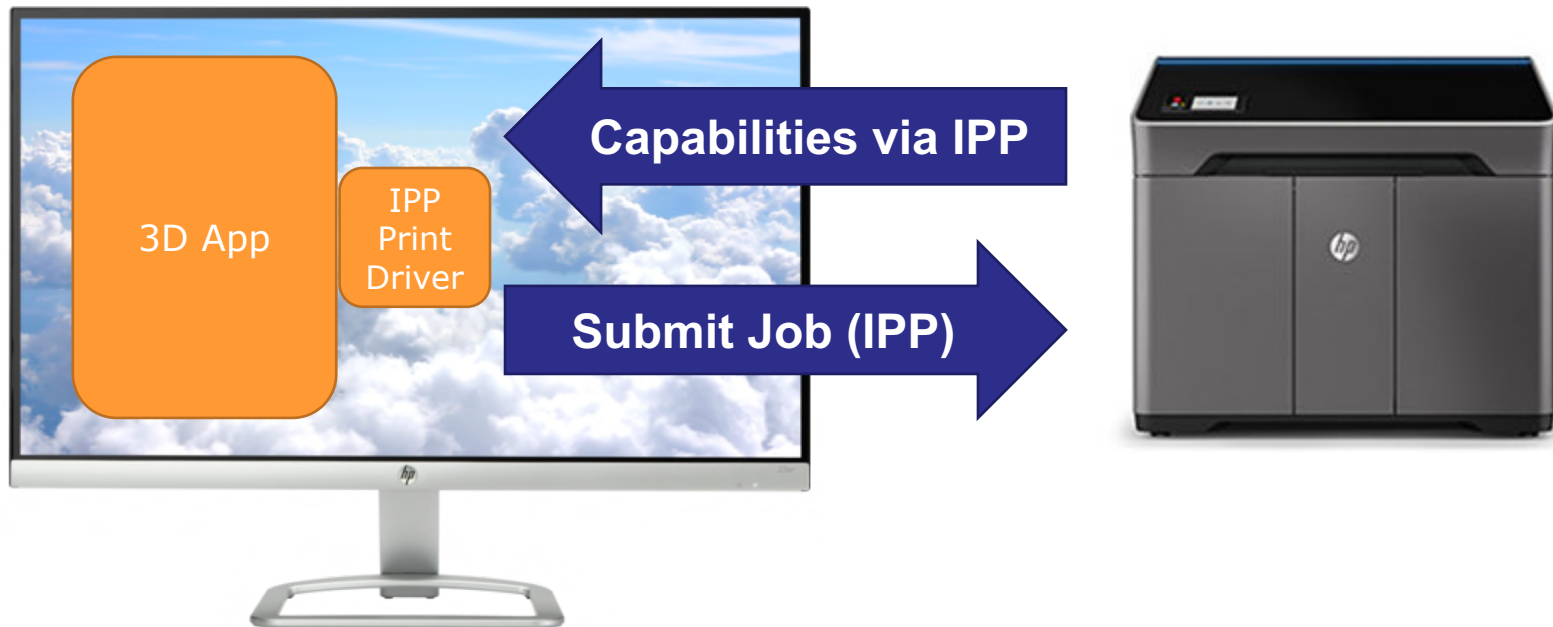
- Leverage high fidelity protocols that already support printing semantics and workflows → Internet Printing Protocol and IPP 3D Printing Extensions
- Standardize and parameterize a base level 3D printing format with low computational requirements to minimize device-specific nuance



Where 3D Printing Can Be With IPP 3D



- 3D App (CAD Program, modeling program, etc.) to view and/or create 3D content
- 3D App uses OS print system and drivers to query Printer for capabilities via IPP, render 3D content to standard supported format, submit job to the Printer via IPP
- Printer processes instructions to produce physical output



"Essential" Control Enabled By G Code



These controls are deemed "important" or "essential" by a segment of 3D printer users:

- Print speed
- Travel speed
- Retraction
- Cooling
- Print Sequence
- Preamble to position the head correctly
- And so on...

BUT...this just reinforces the confusion and makes 3D printing hard

"Essential" Controls Not Needed for 2D Printing



These controls were deemed "important" or "essential" by a segment of 2D printer users:

- Ink head temperature
- Paper temperature
- Fuser temperature
- Fine grained head speed control
- Preamble to position the head correctly
- And so on...

2D printing learned to trust the printer on this! 3D printing can make the same leap to simplify the user experience for 3D printing

- Will help drive adoption and make 3D printing more reliable and the results reproducible



New "3MF Layer Format"

Possible Requirements

- Streamable – doesn't require full file to arrive before the printer can begin processing
- Layer-oriented
- Safe – doesn't contain instructions that can direct the printer to destroy itself or its surroundings
- Already supported by existing printers



The Printer Working Group

Backup Slides

Backup and clipart

