

1 INTERNET-DRAFT - 12 ISSUES are numbered and highlighted like this
2 <draft-ietf-ipp-ops-set2-01.txt>

Carl Kugler
IBM Corporation
T. Hastings
Xerox Corporation
H. Lewis
IBM Corporation
February 3, 2000

Internet Printing Protocol/1.1: Set2 Operations

Status of this Memo

12 This document is an Internet-Draft and is in full conformance with all provisions of Section 10 of
13 [RFC2026]. Internet-Drafts are working documents of the Internet Engineering Task Force (IETF), its
14 areas, and its working groups. Note that other groups may also distribute working documents as Internet-
15 Drafts.

16 Internet-Drafts are draft documents valid for a maximum of six months and may be updated, replaced, or
17 obsoleted by other documents at any time. It is inappropriate to use Internet-Drafts as reference material or
18 to cite them other than as "work in progress".

19 The list of current Internet-Drafts can be accessed at <http://www.ietf.org/ietf/1id-abstracts.txt>

20 The list of Internet-Draft Shadow Directories can be accessed as <http://www.ietf.org/shadow.html>.

Abstract

22 This document specifies 16 additional OPTIONAL operations for use with the Internet Printing
23 Protocol/1.0 (IPP) [RFC2565, RFC2566] and IPP/1.1 [ipp-mod, ipp-pro]. These operations are 9 Printer
24 object operations that operators/administrators may perform on a Printer object:

25 Enable-Printer
26 Disable-Printer
27 Pause-Printer-After-Current-Job
28 Pause-Printer-After-All-Current-Jobs
29 Deactivate-Printer
30 Activate-Printer
31 Restart-Printer
32 Shutdown-Printer
33 Startup-Printer

34 and 7 Job object operations that end-users may perform on their jobs and operators/administrators may
35 perform on any job, depending on circumstances:

36 Reprocess-Job
37 Cancel-Current-Job (though the target is the Printer object)

38 Suspend-Current-Job (though the target is the Printer object)
39 Resume-Job
40 Promote-Job

41 New Printer Description attributes are added, along with additional values for the "printer-state-reasons"
42 and "job-state-reasons" attributes.

43 New status codes: 'server-error-printer-is-in-standby-mode' are added.

44 The scope of IPP, is characterized in RFC2526 "Design Goals for an Internet Printing Protocol". It is not
45 the intent of this document to revise or clarify this scope or conjecture as to the degree of industry adoption
46 or trends related to IPP within printing systems. It is the intent of this document to extend the original set
47 of operations - in a similar fashion to the Set1 extensions which referred to IPP/1.0 and were later
48 incorporated into IPP/1.1.

49 This document is intended for registration following the registration procedures of IPP/1.0 [RFC2566] and
50 IPP/1.1 [ipp-mod]. This version includes the comments discussed at the IPP telecon, on 6/23/1999,
51 6/30/1999, at the IETF IPP WG meeting, 7/7/99-7/8/99, in Copenhagen, and the IPP telecon, 7/17/1999, the
52 August, 1999 IPP meeting in Alaska and subsequent phone conferences and discussions. Specifically, the
53 9/16 update refers to this set of extensions simply as "Set2" rather than using the term "Administrative"
54 which was misleading, controversial and incorrect as an overall description. Also, two new attributes have
55 been proposed to clarify the intent of each operation in terms of its target, the Printer vs. the Print Job.
56 **Unresolved ISSUES are highlighted like this in the .doc and .pdf files.**

57 The full set of IPP documents includes:

- 58 Design Goals for an Internet Printing Protocol [RFC2567]
- 59 Rationale for the Structure and Model and Protocol for the Internet Printing Protocol [RFC2568]
- 60 Internet Printing Protocol/1.1: Model and Semantics (this document)
- 61 Internet Printing Protocol/1.1: Encoding and Transport [IPP-PRO]
- 62 Internet Printing Protocol/1.1: Implementer's Guide [IPP-IIG]
- 63 Mapping between LPD and IPP Protocols [RFC2569]

64

65 The "Design Goals for an Internet Printing Protocol" document takes a broad look at distributed printing
66 functionality, and it enumerates real-life scenarios that help to clarify the features that need to be included
67 in a printing protocol for the Internet. It identifies requirements for three types of users: end users,
68 operators, and administrators. It calls out a subset of end user requirements that are satisfied in IPP/1.0. A
69 few OPTIONAL operator operations have been added to IPP/1.1.

70 The "Rationale for the Structure and Model and Protocol for the Internet Printing Protocol" document
71 describes IPP from a high level view, defines a roadmap for the various documents that form the suite of
72 IPP specification documents, and gives background and rationale for the IETF working group's major
73 decisions.

74 The "Internet Printing Protocol/1.1: Encoding and Transport" document is a formal mapping of the abstract
75 operations and attributes defined in the model document onto HTTP/1.1 [RFC2616]. It defines the
76 encoding rules for a new Internet MIME media type called "application/ipp". This document also defines
77 the rules for transporting over HTTP a message body whose Content-Type is "application/ipp". This
78 document defines a new scheme named 'ipp' for identifying IPP printers and jobs.

79 The "Internet Printing Protocol/1.1: Implementer's Guide" document gives insight and advice to
80 implementers of IPP clients and IPP objects. It is intended to help them understand IPP/1.1 and some of the
81 considerations that may assist them in the design of their client and/or IPP object implementations. For
82 example, a typical order of processing requests is given, including error checking. Motivation for some of
83 the specification decisions is also included.

84 The "Mapping between LPD and IPP Protocols" document gives some advice to implementers of gateways
85 between IPP and LPD (Line Printer Daemon) implementations.

86

Table of Contents

| | | | |
|-----|--------|---|----|
| 87 | 1 | Introduction | 7 |
| 88 | 2 | Terminology | 7 |
| 89 | 2.1 | Conformance Terminology | 7 |
| 90 | 2.2 | Other terminology | 7 |
| 91 | 3 | Requirements and Use Cases | 8 |
| 92 | 3.1 | List of the Printer and Device operations..... | 11 |
| 93 | 4 | Use of the Printer object to represent IPP Printer fan-out and IPP Printer fan-in | 12 |
| 94 | 4.1 | IPP Printer fan-out | 12 |
| 95 | 4.2 | IPP Printer fan-in | 13 |
| 96 | 4.3 | Printer object attributes used to represent Printer fan-out and Printer fan-in | 13 |
| 97 | 4.4 | Subordinate Printer URI..... | 14 |
| 98 | 4.5 | Printer object attributes used to represent output device fan-out..... | 14 |
| 99 | 4.6 | Figures to show all possible configurations..... | 16 |
| 100 | 4.7 | Forwarding requests..... | 19 |
| 101 | 4.7.1 | Forwarding requests that affect Printer objects..... | 19 |
| 102 | 4.7.2 | Forwarding requests that affect Jobs..... | 19 |
| 103 | 5 | New Operation attributes | 21 |
| 104 | 6 | New Printer Description Attributes..... | 23 |
| 105 | 6.1 | subordinate-printers-supported (1setOf uri)..... | 23 |
| 106 | 7 | Additional Values for "printer-state-reasons" | 23 |
| 107 | 7.1 | 'moving-to-paused-all' | 23 |
| 108 | 7.2 | 'printer-deactivated' | 23 |
| 109 | 8 | Additional Values for "job-state-reasons" | 24 |
| 110 | 8.1 | 'job-suspended' | 24 |
| 111 | 9 | Additional status codes..... | 24 |
| 112 | 9.1 | 'server-error-printer-is-deactivated' (0x????)..... | 24 |
| 113 | 10 | Definition of the Set 2 Printer operations..... | 24 |
| 114 | 10.1 | The Disable and Enable Printer Operations..... | 26 |
| 115 | 10.1.1 | Disable-Printer Operation | 26 |
| 116 | 10.1.2 | Enable-Printer Operation | 27 |
| 117 | 10.2 | The Pause and Resume Printer operations..... | 27 |
| 118 | 10.2.1 | IPP/1.1 Pause-Printer operation and Set2 Pause operations | 27 |
| 119 | 10.2.2 | Pause-Printer-After-Current-Job..... | 28 |
| 120 | 10.2.3 | Pause-Printer-After-All-Current-Jobs..... | 30 |
| 121 | 10.3 | Deactivate and Activate Printer operations..... | 32 |

| | | | |
|-----|--------|---|----|
| 122 | 10.3.1 | Deactivate-Printer operation | 32 |
| 123 | 10.3.2 | Activate-Printer operation..... | 32 |
| 124 | 10.4 | Restart-Printer, Shutdown-Printer, and Startup-Printer operations | 33 |
| 125 | 10.4.1 | Restart-Printer operation..... | 33 |
| 126 | 10.4.2 | Shutdown-Printer Operation | 34 |
| 127 | 10.4.3 | Startup-Printer operation..... | 34 |
| 128 | 11 | Definition of the Set2 Job Operations | 36 |
| 129 | 11.1 | Reprocess-Job Operation | 37 |
| 130 | 11.2 | Cancel-Current-Job Operation | 38 |
| 131 | 11.3 | Suspend and Resume Job operations | 39 |
| 132 | 11.3.1 | Suspend-Current-Job operation | 39 |
| 133 | 11.3.2 | Resume-Job operation..... | 40 |
| 134 | 11.4 | Promote-Job operation..... | 41 |
| 135 | 12 | Conformance Requirements..... | 42 |
| 136 | 13 | IANA Considerations..... | 43 |
| 137 | 14 | Internationalization Considerations..... | 43 |
| 138 | 15 | Security Considerations..... | 43 |
| 139 | 16 | Author's Addresses..... | 43 |
| 140 | 17 | References | 44 |
| 141 | 18 | Change History..... | 44 |
| 142 | 18.1 | Changes to the December 8, 1999 version to make the February 3, 2000 version | 44 |
| 143 | 18.2 | Changes to the November 16, 1999 version to make the December 8, 1999 version | 45 |
| 144 | 18.3 | Changes to the November 1, 1999 version to make the November 16, 1999 version | 46 |
| 145 | 18.4 | Changes to the October 22, 1999 version to make the November 1, 1999 version | 47 |
| 146 | 18.5 | Changes to the September 19, 1999 version to make the October 22, 1999 version..... | 48 |
| 147 | 18.6 | Changes to the July 19, 1999 version to make the September 19, 1999 version..... | 48 |
| 148 | 18.7 | Changes to the June 30, 1999 version to make the July 19, 1999 version..... | 49 |
| 149 | 19 | Appendix A: Full Copyright Statement..... | 50 |

150

151

List of Tables

| | | |
|-----|--|----|
| 152 | Table 1 - List of Printer operations and corresponding Device operations | 12 |
| 153 | Table 2 - Forwarding operations that affect Printer objects | 19 |
| 154 | Table 3 - Forwarding operations that affect Jobs objects | 20 |
| 155 | Table 4 - Operation attribute support for Printer operations | 22 |
| 156 | Table 5 - Operation attribute support for Job operations | 22 |
| 157 | Table 6 - Printer operation Operation-Id assignments..... | 24 |
| 158 | Table 7 - Set2 and Set3 Pause and Resume operations | 28 |

159 Table 8 - Job operation Operation-Id assignments36
 160 Table 9 - Conformance Requirement Dependencies for Operations.....42
 161 Table 10- Conformance Requirement Dependencies for "printer-state-reasons" Values42
 162 Table 11- Conformance Requirement Dependencies for "job-state-reasons" Values43

163

164

165

List of Figures

166 Figure 1 - Embedded Printer object.....16
 167 Figure 2 - Hosted Printer object16
 168 Figure 3 - Output device fan out.....16
 169 Figure 4 - Chained IPP Printer18
 170 Figure 5 - IPP Printer fan out.....18
 171 Figure 6 - IPP Printer fan in.....18

172

173 1 Introduction

174 The Internet Printing Protocol (IPP) is an application level protocol that can be used for distributed printing
175 using Internet tools and technologies. IPP version 1.1 (IPP/1.1) focuses on end user functionality with a
176 few administrative operations included. This document defines additional OPTIONAL end user, operator,
177 and administrator operations used to control Jobs and Printers. This document is a registration proposal for
178 an extension to IPP/1.0 and IPP/1.1 following the registration procedures in those documents.

179 2 Terminology

180 This section defines terminology used throughout this document.

181 2.1 Conformance Terminology

182 Capitalized terms, such as MUST, MUST NOT, REQUIRED, SHOULD, SHOULD NOT, MAY, NEED
183 NOT, and OPTIONAL, have special meaning relating to conformance. These terms are defined in [ipp-
184 mod] section 12.1 on conformance terminology, most of which is taken from RFC 2119 [RFC2119].

185 The following specialization of these terms apply to this document:

186 **REQUIRED:** if an implementation supports the extensions described in this document, it **MUST**
187 support a **REQUIRED** feature.

188 **OPTIONAL:** if an implementation supports the extensions described in this document, it **MAY** support
189 an **OPTIONAL** feature.

190 2.2 Other terminology

191 This document uses terms such as "attributes", "keywords", and "support". These terms have special
192 meaning and are defined in the model terminology [ipp-mod] section 12.2.

193 **IPP Printer object (or Printer for short)** - a software abstraction defined by [ipp-mod].

194 **Output-Device** - the physical imaging mechanism that an IPP Printer controls.

195 **Output-Device fan-out** - a configuration in which an IPP Printer controls more than one output-device.

196 **Printer fan-out** - a configuration in which an IPP Printer object controls more than one subordinate IPP
197 Printer object.

198 **Printer fan-in** - a configuration in which an IPP Printer object is controlled by more than one IPP
199 Printer object.

200 **Subordinate Printer** - an IPP Printer object that is controlled by another IPP Printer object. Such a
201 Subordinate Printer **MAY** have one or more Subordinate Printers.

202 **Leaf Printer** - a Subordinate Printer that has no Subordinate Printers.

203 **Non-Leaf Printer** - an IPP Printer object that has one or more Subordinate Printers.

204 **Chained Printer** - a Non-Leaf Printer that has exactly one Subordinate Printer.

205 **Job Creation operations** - IPP operations that create a Job object: Print-Job, Print-URI, and Create-
206 Job.

207 3 Requirements and Use Cases

208 The following requirements and usage cover both the Set2 [ipp-set2] and Set3 [this document] operations.
209 They are presented here together to show the parallelism.

- 210 1. Have separate operations for affecting the IPP Printer versus affecting the output device, so its clear
211 what the intent of each is and implementers can implement one or the other or both.
- 212 2. Support fan-out of Printer objects.
- 213 3. Support fan-out of output devices.
- 214 4. Support fan-in of Printer objects, as long as it doesn't make the semantics more complicated when not
215 supporting fan-in.
- 216 5. Support fan-in of output objects, as long as it doesn't make the semantics more complicated when not
217 supporting fan-in.
- 218 6. Instead of having operation attributes that alter the behavior of the operation significantly, have separate
219 operations, so that it is simple and clear to a client which semantics the Printer is supporting (by
220 querying the "operations-supported" attribute) and it is simple to describe the capabilities of a Printer
221 implementation in written documentation (just list the OPTIONAL operations supported).
- 222 7. Need a Printer operation to prevent a Printer object from accepting new IPP jobs, but currently accepted
223 jobs continue unaffected to be scheduled and processed. Need a companion one to restore the Printer
224 object to accept new IPP jobs.

225 Usage: Operator is preparing to take the IPP Printer out of service or to change the configuration of the
226 IPP Printer.

227 Suggested name and operations: **Disable-Printer** and **Enable-Printer**

- 228 8. Need a Device operation to prevent an output device from accepting any new jobs from any job
229 submission protocol and a companion one to restore the output device to accepting any jobs.

230 Usage: Operator is preparing to take the output device out of service.

231 Suggested name and operations: **Disable-Device** and **Enable Device**

- 232 9. Need a Printer operation to stop the processing after the current IPP job completes and not start
233 processing any additional IPP jobs (either by scheduling the jobs or sending them to the output device),
234 but continue to accept new IPP jobs. Need a companion operation to start processing/sending IPP jobs
235 again.

236 Usage: Operator wants to gracefully stop the IPP Printer at the next job boundary. The Pause-Printer-
237 After-Current-Job operation is also invoked implicitly by the Deactivate-Printer and the Shutdown-
238 Printer operations.

239 Suggested name and operations: **Pause-Printer-After-Current-Job, Resume-Printer**

240 10. Need a Device operation to stop the processing the current job "immediately", no matter what protocol.
241 Its like the Pause button on the output device. This operation is for emergencies. The stop point
242 depends on implementation, but can be mid page, end of page, end of sheet, or after a few sheets for
243 output devices that can't stop that quickly. The paper path isn't run out. Need a companion operation to
244 start processing the current any-protocol job without losing any thing.

245 Usage: Operator sees something bad about to happen, such as the paper is about to jam, or the toner is
246 running out, or the device is overheating or wants to add more paper.

247 Suggested name and operations: **Pause-Device-Now, Resume-Device**

248 11. Need a Printer operation to stop the processing of IPP jobs after all of the currently accepted jobs that
249 have been processed, but any newly accepted jobs go into the 'processing-held' state.

250 Usage: This allows an operator to reconfigure the output device in order to let jobs that are held waiting
251 for resources, such as special media, to get a chance. Then the operator uses another operation after
252 reconfiguring. He repeats the two operations to restore the output device to its normal media.

253 Suggested name and operations:

254 **ISSUE 01: There are several approaches to defining new operations to achieve this requirement:**

255 1. Define two operations, one that add a 'printer-is-holding-jobs' value to the Printer's "printer-state-
256 reasons" attribute. When 'printer-is-holding-jobs' is present, the Printer adds a companion, say, 'job-
257 held-by-system' value to subsequently submitted jobs' "job-state-reasons" attribute. Add a
258 companion operation that removes these values and moves all 'pending-held' jobs to the 'pending'
259 state for which this new reason is the only remaining reason to hold the job.

260 **Hold-Subsequent-Jobs, Release-System-Held-Jobs**

261 2. Define a single new Pause-Printer-After-All-Current-Jobs and use the current Resume-Printer to
262 continue.

263 **Pause-Printer-After-All-Current-Jobs, Resume-Printer**

264 3. Define an operation which defines a "line" in the queue.

265 **Add-Printer-Queue-Mark, Remove-Printer-Queue-Mark**

266 12. Need a Device operation to stop the processing the current any-protocol job at a convenient point, such
267 as after the current copy (or end of job if last or only copy). Need a companion operation to start
268 processing the current any-protocol job or next job without losing any thing.

269 Usage: The operator wants to empty the output bin that is near full. The paper path is run out.

270 Suggested name and operations: **Pause-Device-After-Current-Copy, Resume-Device**

271 13. Need a Device operation that always pauses on a device-defined boundary, no matter how many copies,
272 in order to not break up a job. Need a companion operation to start processing the current any-protocol
273 job or next job without losing any thing.

274 Usage: The operator wants to empty the output bin that is near full, but he doesn't want to break up a
275 job in case it has multiple copies. The paper path is run out.

276 Suggested name and operations: **Pause-Device-After-Current-Job, Resume-Device**

277 14. Need a Printer operation that combines Disable-Printer, Pause-Printer-After-Current-Job, and rejects all
278 other Job, Printer, and Device operations, except Job and Printer queries, System Administrator Set-
279 Printer-Attributes, and the companion operation to resume activity. In other words, this operation
280 makes the Printer a read-only object in a graceful manner for end-users and the operator.

281 Usage: The administrator wants to reconfigure the Printer object using the Set-Printer-Attributes
282 operation without disturbing the current in process work, but wants to make sure that the operator isn't
283 also trying to change the Printer object as part of running the Printer.

284 Suggested name and operation: **Deactivate-Printer, Activate-Printer**

285 15. Need a Device operation that combines Disable-Device, Pause-Device-After-Current-**Job**, and rejects
286 all other Device operations, except Job and Printer queries and the companion operation to resume
287 activity. In other words, this operation makes the output device a read-only object in a graceful manner.

288 Usage: The field service person wants to open up the device without disturbing the current in process
289 work, perhaps to replace staples, or replace the toner cartridge.

290 Suggested name and operation: **Deactivate-Device, Activate-Device**

291 16. Need a Printer operation to recover from the IPP Printer software that has gotten confused (run out of
292 heap memory or gotten into a state that it doesn't seem to be able to get out of). This is a condition that
293 shouldn't happen, but does in real life. Any volatile information is saved if possible before the software
294 is re-initialized. No companion operation is needed to undo this. We don't want to go back to the
295 "confused" state :-).

296 Usage: The IPP Printer software has gotten confused or isn't responding properly.

297 Suggested name and operation: **Restart-Printer**

298 17. Need a Device operation to recover from the output device hardware and software that has gotten
299 confused (gotten into a state that it doesn't seem to be able to get out of, run out of heap memory, etc.).
300 This is a condition that shouldn't happen, but does in real life. This is the same and has the same
301 options as the Printer MIB reset. No companion operation is needed to undo this. We don't want to go
302 back to the "confused" state :-).

303 Usage: The output device has gotten confused or need resetting to some initial conditions.

304 Suggested name and operation: **Reset-Device**

305 18. Need a Printer operation to put the IPP Printer object out of business with no way in the protocol to
306 bring that instantiation back to life (but see Startup-Printer which brings up exactly one new
307 instantiation to life with the same URL). Any volatile information is saved if possible.

308 Usage: The Printer is being moved or the building's power is being shut off.

309 Suggested name and operation: **Shutdown-Printer**

310 19. Need a Printer operation to bring an IPP Printer to life when there is an already running host.

311 Usage: After the host is started (by means outside the IPP protocol), the operator is able to ask the host
312 to bring up any number of Printer objects (that the host has been configured in some way) each with
313 distinct URLs.

314 Suggested name and operation: **Startup-Printer**

315 20. Need a Device operation to power off the output device after writing out any software state. It is
316 assumed that other operations have more gracefully prepared the output device for this drastic and
317 immediate. There is no companion Device operation to bring the power back on.

318 Usage: The output device is going to be moved, the power in the building is going to be shutoff, the
319 repair man has arrived and needs to take the output device apart.

320 Suggested name and operation: **Power-Off-Device**

321 21. Need a Device operation to startup a powered-off device.

322 Usage: After a Power-Off-Device, if the device can be powered back up (possibly by an intervening
323 host that supports the Device operation).

324 Suggest name and operation: Power-On-Device

325 3.1 List of the Printer and Device operations

326 The list of Printer and the corresponding Device operations is shown in Table 1:

327

Table 1 - List of Printer operations and corresponding Device operations

| Printer operation (see [ipp-set2]) | Corresponding Device operation equivalent |
|--|---|
| Get-Printer-Attribute | no |
| Set-Printer-Attributes | no |
| Disable-Printer | Disable-Device |
| Enable-Printer | Enable-Device |
| Pause-Printer (IPP/1.1 - [ipp-mod] - one interpretation) | Pause-Device-Now |
| Pause-Printer-After-Current-Job | Pause-Device-After-Current-Copy |
| Pause-Printer-After-Current-Job | Pause-Device-After-Current-Job |
| Pause-Printer-After-All-Current-Jobs | no |
| Resume-Printer (IPP/1.1 - [ipp-mod]) | Resume-Device |
| Deactivate-Printer | Deactivate-Device |
| Activate-Printer | Activate-Device |
| Purge-Jobs (IPP/1.1 - [ipp-mod]) | Purge-Device |
| Restart-Printer | Reset-Device |
| Shutdown-Printer | Power-Off-Device |
| Startup-Printer | Power-On-Device |

328 When a Printer object receives a Device operation, it performs the corresponding Printer operation as
 329 shown in Table 1 and simultaneously controls the output device, so that the effect of the Device operation
 330 also happens to the IPP Jobs and the IPP Printer object, thereby keeping the IPP semantics correctly
 331 representing the state of the output device.

332 **ISSUE 02 - Ok that every Device operation REQUIRES the IPP Printer to perform the corresponding**
 333 **Printer operation, if implemented?**

334 **ISSUE 03 - Which corresponding Printer operations MUST an implementation support, if it supports a**
 335 **particular Device operation?**

336 4 Use of the Printer object to represent IPP Printer fan-out and IPP Printer fan-in

337 This section defines how the Printer object MAY be used to represent IPP Printer fan-out and IPP Printer
 338 fan-in. Fan-out is where an IPP Printer is used to represent other IPP Printer objects. Fan-in is where
 339 several IPP Printer objects are used to represent another IPP Printer object.

340 4.1 IPP Printer fan-out

341 The IPP/1.1 Model and Semantics introduces the semantic concept of an IPP Printer object that represents
 342 more than one output device (see [ipp-mod] section 2.1). This concept is called "output device fan-out".

343 However, there was no way to represent the individual states of the output devices or to perform operations
344 on a specific output device when there was fan-out. This document generalizes the semantics of the Printer
345 object to represent such "subordinate" fan-out output devices as IPP Printer objects. This concept is called
346 "Printer object fan-out". A Printer object that has a subordinate Printer object is called a "non-leaf" Printer
347 object. Thus a "non-leaf" Printer object MAY support one or more subordinate Printer objects in order to
348 represent Printer object fan-out. A Printer object that does not have any subordinate Printer objects is called
349 a "leaf" Printer object.

350 4.2 IPP Printer fan-in

351 The IPP/1.1 Model and Semantics did not preclude the semantic concept of multiple IPP Printer objects that
352 represent a single output device (see [ipp-mod] section 2.1). However, there was no way for the client to
353 determine that there was a fan-in configuration, nor was there a way to perform operations on the
354 subordinate device. This specification generalizes the semantics of the Printer object to allow several "non-
355 leaf" IPP Printer objects to represent a single "subordinate" Printer object. Thus a "non-leaf" Printer object
356 MAY share a subordinate Printer object with one or more other non-leaf Printer objects in order to
357 represent IPP Printer fan-in. As with fan-out (see section 4), when a Printer object is a non-leaf, it MUST
358 NOT have an associated output device. As with fan-out, a leaf Printer object has an associated output
359 device(s). As with fan-out, the non-leaf Printer objects submit jobs to their subordinate Printer objects and
360 otherwise control the subordinate Printer. As with fan-out, whether pending jobs are kept in the non-leaf
361 Printers until the subordinate Printer can accept them or are kept in the subordinate Printer depends on
362 implementation and/or configuration policy.

363 4.3 Printer object attributes used to represent Printer fan-out and Printer fan-in

364 Each non-leaf Printer object submits jobs to its immediate subordinate Printers and otherwise controls the
365 subordinate Printers using IPP or other protocols. Whether pending jobs are kept in the non-leaf Printer
366 until a subordinate Printer can accept them or are kept in the subordinate Printers depends on
367 implementation and/or configuration policy. Furthermore, a subordinate Printer object MAY, in turn, have
368 subordinate Printer objects. Thus a Printer object can be both a non-leaf Printer and a subordinate Printer.

369 A subordinate Printer object MUST be a conforming Printer object, so it MUST support all of the
370 REQUIRED operations and attributes. However, with access control, the subordinate Printer MAY be
371 configured so that end-user clients are not permitted to perform any operations (or just Get-Printer-
372 Attributes) while one or more non-leaf Printer object(s) are permitted to perform any operation.

373 The following Printer Description attributes are defined to represent the relationship between Printer
374 object(s) and their subordinate Printer object(s):

- 375 1. "subordinate-printers-supported" (1setOf uri) - contains the URI of the immediate subordinate Printer
376 object(s). Each non-leaf Printer object MUST support this Printer Description attribute. A leaf Printer
377 object either does not support the "subordinate-printers-supported" attribute or does so with the 'no-
378 value' out-of-band value (see [ipp-mod] section 4.1), depending on implementation.

379 2. "parent-printers-supported (1setOf uri) - contains the URI of the non-leaf printer object(s) for which this
380 Printer object is the immediate subordinate, i.e., this Printer's immediate "parent" or "parents". Each
381 subordinate Printer object MUST support this Printer Description attribute. A Printer that has no
382 parents, either does not support the "parent-printers-supported" attribute or does so with the 'no-value'
383 out-of-band value (see [ipp-mod] section 4.1), depending on implementation.

384 4.4 Subordinate Printer URI

385 Each subordinate Printer object has a URI which is used as the target of each operation on the subordinate
386 Printer. The means for configuring URIs for subordinate Printer objects is implementation-dependent as
387 are all URIs. However, there are two distinct approaches:

388 a. When the implementation wants to make sure that no operation on a subordinate Printer object as
389 a target "sneaks by" the parent Printer object (or the subordinate Printer is fronting for a device that
390 is not networked), the host part of the URI specifies the host of the parent Printer. Then the parent
391 Printer object can easily reflect the state of the subordinate Printer objects in the parent's Printer
392 object state and state reasons as the operation passes "through" the parent Printer object.

393 b. When the subordinate Printer is networked and the implementation allows operations to go
394 directly to the subordinate Printer (with proper access control) without knowledge of the parent
395 Printer object, the host part of the URI is different than the host part of the parent Printer object. In
396 such a case, the parent Printer object MUST keep its "printer-state" and "printer-state-reasons" up to
397 date, either by polling the subordinate Printer object or by subscribing to events with the subordinate
398 Printer object (see [ipp-not-spec] for means to subscribe to event notification when the subordinate
399 Printer object supports IPP notification).

400 4.5 Printer object attributes used to represent output device fan-out

401 Only Leaf IPP Printer objects are allowed to have one or more associated output devices. Each Leaf Printer
402 object MAY support the "output-devices-supported" (1setOf name(127)) to indicate the user-friendly
403 name(s) of the output device(s) that the leaf Printer object represents. It is RECOMMENDED that each
404 Leaf Printer object have only one associated output device, so that the individual output devices can be
405 represented completely and controlled completely by clients. In other words, the Leaf Printer's "output-
406 devices-supported" attribute SHOULD have only one value.

407 Non-Leaf Printer MUST NOT have associated output devices. However, a Non-Leaf Printer SHOULD
408 support an "output-devices-supported" (1setOf name(127)) Printer Description attribute that contains all the
409 values of its immediate Subordinate Printers. Since such Subordinate Printers MAY be Leaf or Non-Leaf,
410 the same rules apply to them, etc. Thus any Non-Leaf Printer SHOULD have an "output-devices-
411 supported" (1setOf name(127)) attribute that contains all the values of the output devices associated with
412 Leaf Printers of its complete sub-tree.

413 **ISSUE 04 - How is the "output-devices-supported" attribute populated for a Non-Leaf Printer? By the**
414 **operator client knowing to fill it in when setting the Non-Leaf Printer's "subordinate-printers" (1setOf uri)**

415 Printer Description attribute or MUST the Non-Leaf Printer fill in its "output-devices-supported" as a
416 defined side effect whenever its "subordinate-printers" attribute is set?

417 ISSUE 05 - Since a Non-Leaf Printer has pointers to its subordinate Printers and they have pointer back it is
418 impossible to change both objects in a single Set-Printer-Attributes operation. Therefore, the configuration
419 is not consistent unless the tree is populated from top down.

420

421 4.6 Figures to show all possible configurations

422 Figure 1, Figure 2, and Figure 3 are taken from [ipp-mod] to show the configurations possible with IPP/1.0
423 and IPP/1.1 where all Printer objects are leaf Printer objects. The remaining figures show additional
424 configurations that this document defines using non-leaf and leaf Printer objects. Legend for all figures:

425 ----> indicates a network protocol with the direction of its requests

426

427 ##### indicates a Printer object which is either:

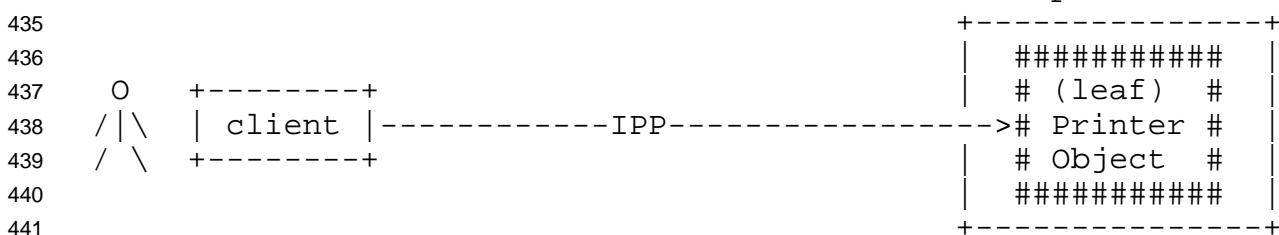
- 428 - embedded in an output device or
- 429 - hosted in a server. The Printer object

430 might or might not be capable of queuing/spooling.

431

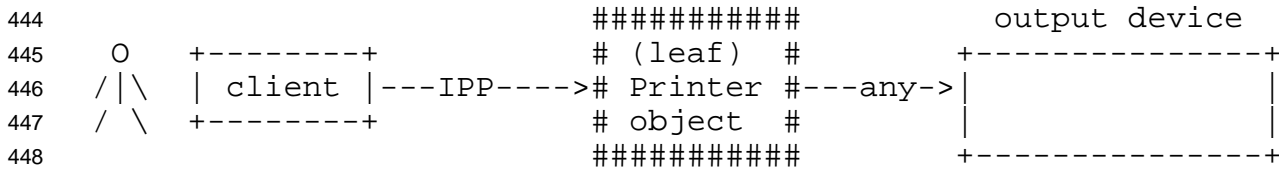
432 any indicates any network protocol or direct
433 connect, including IPP

434



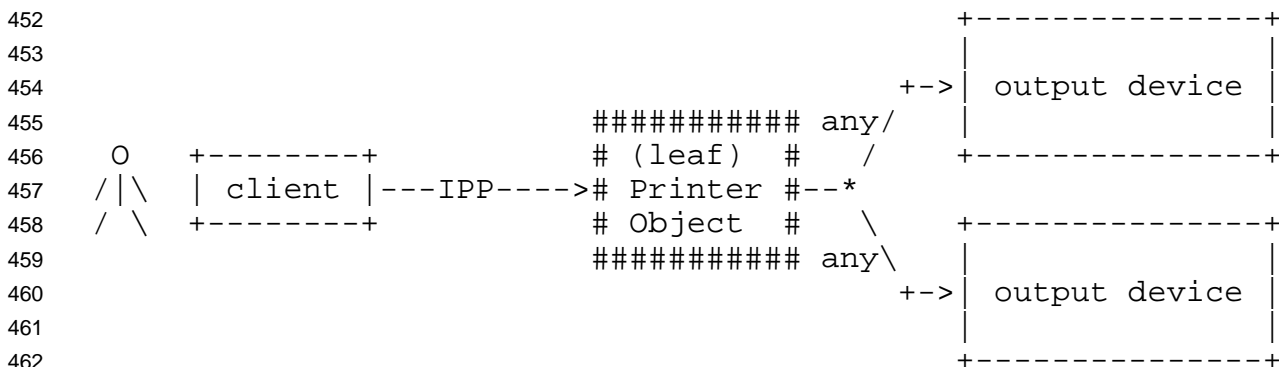
442 **Figure 1 - Embedded Printer object**

443



450 **Figure 2 - Hosted Printer object**

451



463 **Figure 3 - Output device fan out**


```

464                                     #####
465      O      +-----+                # non-leaf#                # subord. #
466      /|\    | client |---IPP----># Printer #---IPP----># Printer #
467      / \    +-----+                # object #                 # object #
468                                     #####
469

```

470 The subordinate Printer can be a non-leaf Printer as in Figure 4 to
471 Figure 6, or can be a leaf Printer as in Figure 1 to Figure 3.

472 **Figure 4 - Chained IPP Printer**

```

473                                     #####
474                                     +-----IPP----->#####
475                                     /                               +----># subord. #
476                                     /                               /           # Printer #
477                                     /                               /           # object #
478      O      +-----+                # non-leaf#                # object #
479      /|\    | client |---IPP----># Printer #--*
480      / \    +-----+                # object #                #####
481                                     #####                any        #####
482                                     \                               \           # subord. #
483                                     \                               +----># Printer #
484                                     +-----IPP-----># object #
485                                     #####
486

```

487 The subordinate Printer can be a non-leaf Printer as in Figure 4 to
488 Figure 6, or can be a leaf Printer as in Figure 1 to Figure 3.

489 **Figure 5 - IPP Printer fan out**

```

490                                     (non-leaf)
491                                     #####
492                                     # non-leaf#
493                                     +----># Printer #--+
494                                     /           # object # \
495      IPP                                     #####                #####
496      O      +-----+                /                               +-IPP-># subord. #
497      /|\    | client |---+-----IPP-----># Printer #
498      / \    +-----+                \                               +-IPP-># object #
499      IPP                                     #####                /           #####
500      \           # non-leaf# /
501      +----># Printer #--+
502      # object #
503      #####
504      (non-leaf)
505

```

506 The subordinate Printer can be a non-leaf Printer as in Figure 4, Figure
507 5, or Figure 6, or can be a leaf Printer as in Figure 1, Figure 2, or
508 Figure 3.

509 **Figure 6 - IPP Printer fan in**

510 4.7 Forwarding requests

511 This section describes the forwarding of Job and Printer requests to subordinate Printer objects.

512 4.7.1 Forwarding requests that affect Printer objects

513 In Printer fan-out, Printer fan-in, and Chained Printers, the non-leaf IPP Printer object **MUST NOT** forward
 514 the Printer operations that affect Printer objects to its subordinate Printer objects. If a client wants to
 515 explicitly target a subordinate Printer, the client **MUST** specify the URI of the subordinate Printer. The
 516 client can determine the URI of any subordinate Printers by querying the Printer's "subordinate-printers-
 517 supported (1setOf uri) attribute (see section 6.1).

518 Table 2 lists the operations that affect Printer objects and the forwarding behavior that a non-leaf Printer
 519 **MUST** exhibit to its immediate subordinate Printers. Printer operations that affect jobs have a different
 520 forwarding rule (see section 4.7.2 and Table 3):

521 **Table 2 - Forwarding operations that affect Printer objects**

| Printer operation | Non-leaf Printer action |
|--------------------------------------|--|
| Set2 Printer operations: | |
| | |
| Enable-Printer | MUST NOT forward to any of its subordinate Printers |
| Disable-Printer | MUST NOT forward to any of its subordinate Printers |
| Pause-Printer-After-All-Current-Jobs | MUST NOT forward to any of its subordinate Printers |
| Deactivate-Printer | MUST NOT forward to any of its subordinate Printers |
| Activate-Printer | MUST NOT forward to any of its subordinate Printers |
| Restart-Printer | MUST NOT forward to any of its subordinate Printers |
| Shutdown-Printer | MUST NOT forward to any of its subordinate Printers |
| Startup-Printer | MUST NOT forward to any of its subordinate Printers |
| IPP/1.1 Printer operations: | See [ipp-mod] |
| Get-Printer-Attributes | MUST NOT forward to any of its subordinate Printers |
| Pause-Printer | MUST NOT forward to any of its subordinate Printers |
| Resume-Printer | MUST NOT forward to any of its subordinate Printers |
| Set operations: | See [ipp-set] |
| Set-Printer-Attributes | MUST NOT forward to any of its subordinate Printers |

522

523 4.7.2 Forwarding requests that affect Jobs

524 Unlike Printer operations that only affect Printer objects (see section 4.7.1), a non-leaf Printer object **MUST**
 525 forward operations that directly affect jobs to the appropriate Job object(s) in one or more of its immediate
 526 subordinate Printer objects. Forwarding is **REQUIRED** since the purpose of such a Job operation is to
 527 affect the indicated job which itself may have been forwarded. Such forwarding **MAY** be immediate or

528 queued, depending on the operation and the implementation. For example, a non-leaf Printer object MAY
 529 queue/spool jobs, feeding a job at a time to its subordinate Printer(s), or MAY forward jobs immediately to
 530 one of its subordinate Printers. In either case, the non-leaf Printer object is forwarding Job Creation
 531 operations to one of its subordinate Printers. Only the time of forwarding of the Job Creation operations
 532 depends on whether the policy is to queue/spool jobs in the non-leaf Printer or the subordinate Printer.

533 When a non-leaf Printer object creates a Job object in its subordinate Printer, whether that non-leaf Printer
 534 object keeps a fully formed Job object or just keeps a mapping from the "job-ids" that it assigned to those
 535 assigned by its subordinate Printer object is IMPLEMENTATION-DEPENDENT. In either case, the non-
 536 leaf Printer MUST be able to accept and carry out future Job operations that specify the "job-id" that the
 537 non-leaf Printer assigned and returned to the job submitting client.

538 Table 3 lists the operations that directly affect jobs and the forwarding behavior that a non-leaf Printer
 539 MUST exhibit to its subordinate Printers:

540 **Table 3 - Forwarding operations that affect Jobs objects**

| Job operation | Non-leaf Printer action |
|-----------------------------|--|
| Set2 Job operations: | |
| Reprocess-Job | MUST forward to the appropriate Job in one of its subordinate Printers |
| Cancel-Current-Job | MUST NOT forward |
| Resume-Job | MUST forward to the appropriate Job in one of its subordinate Printers |
| Promote-Job | MUST forward to the appropriate Job in one of its subordinate Printers |
| IPP/1.1 Printer operations: | |
| Print-Job | MUST forward immediately or queue to the appropriate subordinate Printer |
| Print-URI | MUST forward immediately or queue to the appropriate subordinate Printer |
| Validate-Job | MUST forward to the appropriate subordinate Printer |
| Create-Job | MUST forward immediately or queue to the appropriate subordinate Printer |
| Get-Jobs | MUST forward to <i>all</i> its subordinate Printers |
| Purge-Jobs | MUST forward to <i>all</i> its subordinate Printers |
| IPP/1.1 Job operations: | |
| Send-Document | MUST forward immediately or queue to the appropriate Job in one of its subordinate Printers |
| Send-URI | MUST forward immediately or queue to the appropriate Job in one of its subordinate Printers |
| Cancel-Job | MUST forward to the appropriate Job in one of its subordinate Printers |
| Get-Job-Attributes | MUST forward to the appropriate Job in one of its subordinate Printers, if the non-leaf Printer doesn't know the complete status of the Job object |
| Hold-Job | MUST forward to the appropriate Job in one of its subordinate Printers |

| | |
|---------------------|--|
| Release-Job | MUST forward to the appropriate Job in one of its subordinate Printers |
| Restart-Job | MUST forward to the appropriate Job in one of its subordinate Printers |
| IPP Set operations: | See [ipp-set] |
| Set-Job-Attributes | MUST forward to the appropriate Job in one of its subordinate Printers |

541 **ISSUE 06: Do we want to define whether the response to the client for Job operations can happen before**
542 **the non-leaf Printer gets the response from its subordinate Printer or MUST the non-leaf Printer wait until**
543 **its gets the response from its subordinate Printer?**

544 **The December minutes said we agreed to "Yes". But which of the two choices were we agreeing to?**

545 The following Job Description attributes are defined to help represent Job relationships for fan-out and
546 forwarding of jobs:

- 547 1. "output-device-assigned" (name(127)) - from [ipp-mod]: This attribute identifies the output device to
548 which the Printer object has assigned this job. If an output device implements an embedded Printer
549 object, the Printer object NEED NOT set this attribute. If a print server implements a Printer object, the
550 value MAY be empty (zero-length string) or not returned until the Printer object assigns an output
551 device to the job. This attribute is particularly useful when a single Printer object supports multiple
552 devices (so called "fan-out").
- 553 2. "original-requesting-user-name" (name(MAX)) - operation attribute containing the user name of the
554 original user, i.e., corresponds to the "requesting-user-name" operation attribute that the original client
555 supplied to the first Printer object. The IPP/1.1 "requesting-user-name" operation attribute (see [ipp-
556 mod]) is updated by each client to be itself on each hop, i.e., the "requesting-user-name" is the client
557 forwarding the request, not the original client. The "job-originating-user-name" Job Description
558 attribute remains as the authenticated original user, not the parent Printer's authenticated host, and is
559 forwarded by each client without changing the value.

560 5 New Operation attributes

561 This section summarizes the usage of the new "printer-message-from-operation" and "job-message-from-
562 operator" operation attributes that set the corresponding Printer and Job Description attributes. These
563 operation attributes are defined for most of the Device and Job operations that operators are likely to
564 perform, respectively, so that operators can indicate the reasons for their actions. See [ipp-set] for the
565 definition of these operation attributes.

566 Table 4 shows the operation attributes that are defined for use with the Printer operations.

567 Legend:

568 R - REQUIRED for a Printer to support

569 O - OPTIONAL for a Printer to support; the Printer ignores the attribute if not supported

570 <blank> - not defined for use with the operation; the Printer ignores the attribute

571

Table 4 - Operation attribute support for Printer operations

| Operation Attribute | Pause-Printer | Pause-Printer-After-Current-Job | Pause-Printer-After-All-Jobs | Resume-Printer | Purge-Jobs | Get-Printer-Attributes | Set-Printer-Attributes | Enable-Print | Disable-Printer | Restart-Printer | Shut down-Printer |
|-------------------------------|---------------|---------------------------------|------------------------------|----------------|------------|------------------------|------------------------|--------------|-----------------|-----------------|-------------------|
| attributes-charset | R | R | R | R | R | R | R | R | R | R | R |
| attributes-natural-language | R | R | R | R | R | R | R | R | R | R | R |
| printer-uri | R | R | R | R | R | R | R | R | R | R | R |
| requesting-user-name | R | R | R | R | R | R | R | R | R | R | R |
| | | | | | | | | | | | |
| | | | | | | | | | | | |
| printer-message-from-operator | O | O | O | O | O | | | O | O | O | O |
| | | | | | | | | | | | |
| | | | | | | | | | | | |

572 Table 5 shows the operation attributes that are defined for use with the Job operations.

573 Legend:

574 R - REQUIRED for a Printer to support

575 O - OPTIONAL for a Printer to support; the Printer ignores the attribute if supplied, but not
576 supported

577 <blank> - not defined for use with the operation; the Printer ignores the attribute

578

Table 5 - Operation attribute support for Job operations

| Operation Attribute | Cancel-Job | Cancel-Current-Job | Hold-Job | Release-Job | Suspend-Current-Job | Resume-Job | Get-Job-Attributes | Set-Job-Attributes | Restart-Job | Reprocess-Job | Promote-Job |
|-----------------------------|------------|--------------------|----------|-------------|---------------------|------------|--------------------|--------------------|-------------|---------------|-------------|
| attributes-charset | R | R | R | R | R | R | R | R | R | R | R |
| attributes-natural-language | R | R | R | R | R | R | R | R | R | R | R |
| printer-uri | R | R | R | R | R | R | R | R | R | R | R |
| job-uri | R | | R | R | | R | R | R | R | R | R |
| job-id | R | R | R | R | R | R | R | R | R | R | R |
| requesting-user-name | R | R | R | R | R | R | R | R | R | R | R |
| | | | | | | | | | | | |
| job-message-from-operator | O | O | O | O | O | O | | | O | O | O |
| message [to-operator] | O | | O | O | O | O | | | O | O | O |
| job-hold-until | | | O* | O* | | | | | | O** | |

579 * The Printer MUST support the "job-hold-until" operation attribute if it supports the "job-hold-until" Job
580 Template attribute.

581 ** The Printer MUST support the "job-hold-until" operation attribute if it supports the Set-Job-Attributes
582 operation, so that the client can hold the job with the Reprocess-Job operation and the modify the job before
583 releasing it to be processed.

584 6 New Printer Description Attributes

585 The following new Printer Description attributes are needed to support the new operations defined in this
586 document.

587 6.1 subordinate-printers-supported (1setOf uri)

588 This Printer attribute is REQUIRED if an implementation supports subordinate Printers (see section 4) and
589 contains the URIs of the immediate subordinate Printer object(s) associated with this Printer object.

590 The precise format of the subordinate Printer URIs is implementation dependent (see section 4.4).

591 If the Printer object does not have an associated output device, the value of the subordinate Printer object's
592 "printer-name" MAY be used to populate the Job object's "output-device-assigned" attribute (see [ipp-mod]
593 section 4.3.13). The "output-device-assigned" Job attribute identifies the output device to which the Printer
594 object has assigned a job, for example, when a single Printer object is supporting Device fan-out or Printer
595 fan-out.

596 7 Additional Values for "printer-state-reasons"

597 This section defines additional values for the "printer-state-reasons" Printer Description attribute.

598 7.1 'moving-to-paused-all'

599 'moving-to-paused-all': Someone has paused the Printer object using the Pause-Printer-After-All-
600 Current-Jobs operation (see section 10.2.3) or other means, but the output-device(s) are taking an
601 appreciable time to stop. Later, when all output has stopped, the "printer-state" becomes 'stopped',
602 and the 'paused' value replaces the 'moving-to-paused' value in the "printer-state-reasons" attribute.
603 This value MUST be supported, if the Pause-Printer-After-All-Current-Jobs operation is supported
604 and the implementation takes significant time to pause a device in certain circumstances.

605 **ISSUE 07 - What other 'moving-to-xxx' and 'xxx' values do we need to support the new operations**
606 **defined in this document, besides 'printer-moving-to-paused-all'?**

607 7.2 'printer-deactivated'

608 'printer-deactivated': Someone has issued a Deactivate-Printer operation for the Printer object (see
609 section 10.3.1) and the Printer is in the process of becoming deactivated or has become deactivated.
610 The Printer MUST reject all requests except Activate-Printer, queries (Get-Printer-Attributes, Get-

611 Job-Attributes, Get-Jobs, etc.), Send-Document, and Send-URI (so that partial job submission can
 612 be completed - see section 10.1.1) and return the 'server-error-service-unavailable' status code.
 613

614 8 Additional Values for "job-state-reasons"

615 This section defines additional values for the "job-state-reasons" Job Description attribute.

616 8.1 'job-suspended'

617 'job-suspended': The job has been suspended while processing using the Suspend-Current-Job
 618 operation and other jobs can be processed on the Printer. The Job can be resumed using the
 619 Resume-Job operation which removes this value.
 620

621 9 Additional status codes

622 This section defines new status codes used by the operations defined in this document.

623 9.1 'server-error-printer-is-deactivated' (0x????)

624 The Printer has been deactivated using the Deactivate-Printer operation and is only accepting the Activate-
 625 Printer (see section 10.4.1), Get-Job-Attributes, Get-Jobs, Get-Printer-Attributes, and any other Get-XXXX
 626 operations. An operator can perform the Activate-Printer operation to allow the Printer to accept other
 627 operations.

628 10 Definition of the Set 2 Printer operations

629 All Printer operations are directed at Printer objects. A client MUST always supply the "printer-uri"
 630 operation attribute in order to identify the correct target of the operation. These descriptions assume all of
 631 the common semantics of IPP/1.1 Model and Semantics document [ipp-mod] section 3.1.

632 The Set 2 Printer operations are summarized in Table 6:

633 **Table 6 - Printer operation Operation-Id assignments**

| Operation Name | Operation-Id | Brief description |
|-----------------|--------------|--|
| Enable-Printer | 0x?? | Allows the target Printer to accept Job Creation operations |
| Disable-Printer | 0x?? | Prevents the target Printer from accepting Job Creation operations |

| Operation Name | Operation-Id | Brief description |
|--------------------------------------|--------------|--|
| Pause-Printer-After-All-Current-Jobs | 0x?? | Finishes processing all currently pending jobs. Any new jobs are placed in the 'pending-held' state. |
| Deactivate-Printer | 0x?? | Puts the Printer into a read-only deactivated state. |
| Activate-Printer | 0x?? | Restores the Printer to normal activity |
| Restart-Printer | 0x?? | Restarts the target Printer and re-initializes the software |
| Shutdown-Printer | 0x?? | Shuts down the target Printer so that it cannot be restarted or queried |
| Startup-Printer | 0x?? | Starts up the instance of the Printer object |

634 All of the operations in this document are OPTIONAL for an IPP object to support. Unless the
635 specification of an OPTIONAL operation requires support of another OPTIONAL operation, conforming
636 implementations may support any combination of these operations. Many of the operations come in pairs
637 and so both are REQUIRED if either one is implemented.

638

639 10.1 The Disable and Enable Printer Operations

640 This section defines the OPTIONAL Disable-Printer and Enable-Printer operations that stop and start the
641 IPP Printer object from accepting new IPP jobs. If either of these operations are supported, both MUST be
642 supported.

643 These operations allow the operator to control whether or not the Printer will accept new Job Creation
644 (Print-Job, Print-URI, and Create-Job) operations. These operations have no other effect on the Printer, so
645 that the Printer continues to accept all other operations and continues to schedule and process jobs
646 normally. In other words, these operation control the "input of new jobs" to the IPP Printer while the Pause
647 and Resume operations (see section 10.2) independently control the "output of new jobs" from the IPP
648 Printer to the output device.

649 The Disable and Enable Printer operations MUST NOT affect the submission of jobs using other job
650 submission protocols to the associated output device; the Disable and Enable Device operations (see [ipp-
651 set3]) are intended to stop the acceptance of all jobs by the associated output device(s).

652 10.1.1 Disable-Printer Operation

653 This OPTIONAL operation allows a client to stop the Printer object from accepting new jobs, i.e., cause the
654 Printer to reject subsequent Job Creation operations and return the 'server-error-not-accepting-jobs' status
655 code. The Printer still accepts all other operations, including Validate-Job, Send-Document and Send-URI
656 operations. Thus a Disable-Printer operation allows a client to continue submitting multiple documents of a
657 multiple document job if the Create-Job operation had already been accepted. All previously created or
658 submitted Jobs and currently processing Jobs continue unaffected.

659 The IPP Printer MUST accept the request in any state. The Printer sets the value of its "printer-is-
660 accepting-jobs" READ-ONLY Printer Description attribute to 'false' (see [ipp-mod] section 4.4.20), no
661 matter what the previous value was. This operation has no immediate or direct effect on the Printer's
662 "printer-state" and "printer-state-reasons" attributes.

663 *Access Rights:* The authenticated user (see [ipp-mod] section 8.3) performing this operation must be an
664 operator or administrator of the Printer object (see [ipp-mod] Sections 1 and 8.5).

665 The Disable-Printer Request and Disable-Printer Response have the same attribute groups and attributes as
666 the Pause-Printer operation (see [ipp-mod] sections 3.2.7.1 and 3.2.7.2), including the new "printer-
667 message-from-operator" operation attribute (see section 5).

668

669 10.1.2 Enable-Printer Operation

670 This OPTIONAL operation allows a client to start the Printer object accepting jobs, i.e., cause the Printer to
671 accept subsequent Job Creation operations. The Printer still accepts all other operations. All previously
672 submitted Jobs and currently processing Jobs continue unaffected.

673 The IPP Printer MUST accept the request in any state. The Printer sets the value of its "printer-is-
674 accepting-jobs" READ-ONLY Printer Description attribute to 'true' (see [ipp-mod] section 4.4.20), no
675 matter what the previous value was. This operation has no immediate or direction effect on the Printer's
676 "printer-state" and "printer-state-reasons" attributes.

677 *Access Rights:* The authenticated user (see [ipp-mod] section 8.3) performing this operation must be an
678 operator or administrator of the Printer object (see [ipp-mod] Sections 1 and 8.5).

679 The Enable-Printer Request and Enable-Printer Response have the same attribute groups and attributes as
680 the Pause-Printer operation (see [ipp-mod] sections 3.2.8.1 and 3.2.8.2), including the new "printer-
681 message-from-operator" operation attribute (see section 5).

682 10.2 The Pause and Resume Printer operations

683 This section clarifies the OPTIONAL IPP/1.1 Pause-Printer (to be Pause-Printer-After-Current-Job) and
684 Resume-Printer (see [ipp-mod] sections 3.2.7 and 3.2.8) and defines the OPTIONAL Pause-Printer-After-
685 All-Current-Jobs operations. These operations affect the scheduling of IPP jobs. If either of the Pause
686 operations are supported, then the Resume-Printer operation MUST be supported.

687 These operations allow the operator to control whether or not the Printer will send new IPP jobs to the
688 associated output device(s) that the IPP Printer object represents. These operations have no other effect on
689 the Printer, so that the Printer continues to accept all operations. In other words, these operation control the
690 "output of new jobs" to the output device(s) while the Disable and Enable Printer operations (see section
691 10.1) independently control the "input of new jobs" to the IPP Printer.

692 The Pause and Resume Printer operations MUST NOT affect jobs that were submitted using other job
693 submission protocols to the associated output device; the Pause and Resume Device operations (see [ipp-
694 set3]) are intended to stop the acceptance of all jobs by the associated output device(s).

695 10.2.1 IPP/1.1 Pause-Printer operation and Set2 Pause operations

696 IPP/1.1 defines the Pause-Printer operation (see [ipp-mod] section 3.2.7) with a number of implementation
697 options:

698 This OPTIONAL operation allows a client to stop the Printer object from scheduling jobs on all its
699 devices. Depending on implementation, the Pause-Printer operation MAY also stop the Printer
700 from processing the current job or jobs. Any job that is currently being printed is either stopped as

701 soon as the implementation permits or is completed, depending on implementation. The Printer
 702 object **MUST** still accept create operations to create new jobs, but **MUST** prevent any jobs from
 703 entering the 'processing' state.

704 If the Pause-Printer operation is supported, then the Resume-Printer operation **MUST** be supported,
 705 and vice-versa.

706 The IPP Printer stops the current job(s) on its device(s) that were in the 'processing' or 'processing-
 707 stopped' states as soon as the implementation permits. If the implementation will take appreciable
 708 time to stop, the IPP Printer adds the 'moving-to-paused' value to the Printer object's "printer-state-
 709 reasons" attribute (see section [ipp-mod] 4.4.12). When the device(s) have all stopped, the IPP
 710 Printer transitions the Printer object to the 'stopped' state, removes the 'moving-to-paused' value, if
 711 present, and adds the 'paused' value (see [ipp-mod] 4.4.12) to the Printer object's "printer-state-
 712 reasons" attribute.

713 The Set2 and Set3 documents define distinct operations in order to disambiguate the Pause-Printer
 714 operation as shown in Table 7. Set2 Printer operations affect only Jobs submitted using IPP, while Set3
 715 Device operations affect all jobs no matter what job submission protocol was used to submit them to the
 716 output device.

717 **Table 7 - Set2 and Set3 Pause and Resume operations**

| Set2 and Set3 Pause and Resume Printer and Device operations | Description |
|--|---|
| Pause-Printer-After-Current-Job | Stops the IPP Printer from sending new IPP Jobs to the output device(s) after the current jobs finish |
| Pause-Printer-After-All-Current-Jobs | Stops the IPP Printer from sending IPP Jobs that are accepted subsequently to the output device(s). All currently pending jobs are scheduled and printed. |
| Resume-Printer | Starts the IPP Printer sending IPP Jobs to the output device again. |
| Pause-Device-Now | Stops the output device immediately from producing marked media (current page, sheet, depending on implementation) for any job. Like the Pause button on the output device. |
| Pause-Device-After-Current-Copy | Stops the output device from producing marked media after the current copy of the current job. |
| Pause-Device-After-Current-Job | Stops the output device from producing marked media after the current job. |
| Resume-Device | Starts the output device processing any jobs again. |

718 10.2.2 Pause-Printer-After-Current-Job

719 This **OPTIONAL** operation allows a client to stop the Printer object from starting to send IPP jobs to any of
 720 its output devices or subordinate Printers. If the IPP Printer is in the middle of sending an IPP job to an

721 output device or subordinate Printer, the IPP Printer MUST complete sending that Job. However, after
722 receiving this operation, the IPP Printer MUST NOT start to send any additional IPP jobs to any of its
723 output devices or subordinate Printers. In addition, after having received this operation, the IPP Printer
724 MUST NOT start processing any more jobs, so additional jobs MUST NOT enter the 'processing' state.

725 If the IPP Printer is not sending an IPP Job to the output device or subordinate Printer (whether or not the
726 output device or subordinate Printer is busy processing any jobs), the IPP Printer object transitions
727 immediately to the 'stopped' state by setting its "printer-state" attribute to 'stopped', removing the 'moving-
728 to-paused' value, if present, from its "printer-state-reasons" attribute, and adding the 'paused' value to its
729 "printer-state-reasons" attribute.

730 If the implementation will take appreciable time to complete sending an IPP job that it has started sending
731 to an output device or subordinate Printer, the IPP Printer adds the 'moving-to-paused' value to the Printer
732 object's "printer-state-reasons" attribute (see section [ipp-mod] 4.4.12). When the IPP Printer has
733 completed sending IPP jobs that it was in the process of sending, the Printer object transitions to the
734 'stopped' state by setting its "printer-state" attribute to 'stopped', removing the 'moving-to-paused' value, if
735 present, from its "printer-state-reasons" attribute, and adding the 'paused' value to its "printer-state-reasons"
736 attribute.

737 This operation MUST NOT affect the acceptance of Job Creation requests (see Disable-Printer section
738 10.1.1).

739 For any jobs that are 'pending' or 'pending-held', the 'printer-stopped' value of the jobs' "job-state-reasons"
740 attribute also applies. However, the IPP Printer NEED NOT update those jobs' "job-state-reasons"
741 attributes and only need return the 'printer-stopped' value when those jobs are queried using the Get-Job-
742 Attributes or Get-Jobs operations (so-called "lazy evaluation").

743 The IPP Printer MUST accept the request in any state and transition the Printer to the indicated new
744 "printer-state" and MUST add the indicated value to "printer-state-reasons" attribute before returning as
745 follows:

| Current "printer-state" | New "printer-state" | "printer- state- reasons" | IPP Printer's response status code and action: REQUIRED/OPTIONAL state transition for a Printer to support |
|----------------------------|------------------------|---------------------------------|---|
| 'idle' | 'stopped' | 'paused' | REQUIRED: 'successful-ok' |
| 'processing' | 'processing' | 'moving-to- paused' | OPTIONAL: 'successful-ok'; Later, when the IPP Printer has finished sending IPP jobs to an output device, the "printer-state" becomes 'stopped', and the 'paused' value replaces the 'moving-to-paused' value in the "printer-state-reasons" attribute |
| 'processing' | 'stopped' | 'paused' | REQUIRED: 'successful-ok'; the IPP Printer wasn't in the middle of sending an IPP job to an output device |
| 'stopped' | 'stopped' | 'paused' | REQUIRED: 'successful-ok' |

746 *Access Rights:* The authenticated user (see [ipp-mod] section 8.3) performing this operation must be an
747 operator or administrator of the Printer object (see [ipp-mod] Sections 1 and 8.5).

748 The Pause-Printer-After-Current-Job Request and Pause-Printer-After-Current-Job Response have the same
749 attribute groups and attributes as the Pause-Printer operation (see [ipp-mod] sections 3.2.7.1 and 3.2.7.2),
750 including the new "printer-message-from-operator" operation attribute (see section 5).

751 10.2.3 Pause-Printer-After-All-Current-Jobs

752 **ISSUE 08:** Would a better name for Pause-Printer-After-All-Current-Jobs be Hold-Future-Jobs?
753 Unfortunately, unlike Pause-Printer-After-All-Current-Jobs which gets to 'paused', the state transition
754 would just be to 'idle' when all of the current jobs have completed? But what operation would undo this
755 condition? Do-Not-Hold-Future-Jobs, Release-All-Jobs? Or how about having a single Schedule-Jobs
756 operation that has a parameter that says whether to hold all future jobs or not?

757 This OPTIONAL operation allows a client to complete the current 'pending' IPP Jobs but not start
758 processing any subsequently received IPP Jobs. If the IPP Printer is in the middle of sending an IPP job to
759 an output device or subordinate Printer, the IPP Printer MUST complete sending that Job. Furthermore, the
760 IPP Printer MUST send all of the current 'pending' IPP Jobs to the output device(s) or subordinate IPP
761 Printer object(s). Any subsequently received Job Creation operations will cause the IPP Printer to put the
762 Job into the 'pending-held' state until the Printer is resumed using the Resume-Printer operation.

763 If the IPP Printer has no 'pending' IPP Jobs and is not sending an IPP Job to an output device or subordinate
764 Printer (whether or not the output device or subordinate Printer is busy processing any jobs), the IPP Printer
765 object transitions immediately to the 'stopped' state by setting its "printer-state" attribute to 'stopped',
766 removing the 'moving-to-paused-all' value, if present, from its "printer-state-reasons" attribute, and adding
767 the 'paused' value to its "printer-state-reasons" attribute.

768 **ISSUE 09:** Any better name than 'moving-to-paused-all' Printer state reason to distinguish Pause-Printer-
769 After-All-Current-Jobs from Pause-Printer-After-Current-Job which uses 'moving-to-paused'?

770 If the IPP Printer has 'pending' jobs or the implementation will take appreciable time to complete sending
 771 an IPP job that it has started sending to an output device or subordinate Printer, the IPP Printer adds the
 772 'moving-to-paused-all' value to the Printer object's "printer-state-reasons" attribute (see section [ipp-mod]
 773 4.4.12). When the IPP Printer has completed sending IPP jobs that it was in the process of sending and all
 774 its 'pending' jobs, the Printer object transitions to the 'stopped' state by setting its "printer-state" attribute to
 775 'stopped', removing the 'moving-to-paused-all' value, if present, from its "printer-state-reasons" attribute,
 776 and adding the 'paused' value to its "printer-state-reasons" attribute.

777 This operation MUST NOT affect the acceptance of Job Creation requests (see Disable-Printer section
 778 10.1.1), except to put the Jobs into the 'pending-held' state, instead of the 'pending' or 'processing' state.

779 For any jobs that are 'pending' or 'pending-held', the 'printer-stopped' value of the jobs' "job-state-reasons"
 780 attribute also applies. However, the IPP Printer NEED NOT update those jobs' "job-state-reasons"
 781 attributes and only need return the 'printer-stopped' value when those jobs are queried using the Get-Job-
 782 Attributes or Get-Jobs operations (so-called "lazy evaluation").

783 The IPP Printer MUST accept the request in any state and transition the Printer to the indicated new
 784 "printer-state" and MUST add the indicated value to "printer-state-reasons" attribute before returning as
 785 follows:

| Current "printer-state" | New "printer-state" | "printer- state- reasons" | IPP Printer's response status code and action: REQUIRED/OPTIONAL state transition for a Printer to support |
|----------------------------|------------------------|---------------------------------|--|
| 'idle' | 'stopped' | 'paused' | REQUIRED: 'successful-ok' |
| 'processing' | 'processing' | 'moving-to- paused-all' | REQUIRED: 'successful-ok'; Later, when the IPP Printer has finished sending IPP jobs, the "printer-state" becomes 'stopped', and the 'paused' value replaces the 'moving-to- paused-all' value in the "printer-state-reasons" attribute |
| 'processing' | 'stopped' | 'paused' | REQUIRED: 'successful-ok'; the IPP Printer didn't have any 'pending' jobs and wasn't in the middle of sending an IPP job to the output device |
| 'stopped' | 'stopped' | 'paused' | REQUIRED: 'successful-ok' |

786 *Access Rights:* The authenticated user (see [ipp-mod] section 8.3) performing this operation must be an
 787 operator or administrator of the Printer object (see [ipp-mod] Sections 1 and 8.5).

788 The Pause-Printer-After-All-Current-Jobs Request and Pause-Printer-After-All-Current-Jobs Response
 789 have the same attribute groups and attributes as the Pause-Printer operation (see [ipp-mod] sections 3.2.7.1
 790 and 3.2.7.2), including the new "printer-message-from-operator" operation attribute (see section 5).

791 10.3 Deactivate and Activate Printer operations

792 This section defines the OPTIONAL Deactivate-Printer and Activate-Printer operations that stop and start
793 the IPP Printer object from accepting all requests except queries and performing work. If either of these
794 operations are supported, both MUST be supported.

795 These operations allow the operator to put the Printer into a dormant read-only condition and to take it out
796 of such a condition. These operations are a combination of the Deactivate and Pause operations, plus
797 preventing the acceptance of any other requests, except queries.

798 The Deactivate and Activate Printer operations MUST NOT affect the submission of jobs using other job
799 submission protocols to the associated output device; the Deactivate and Activate Device operations (see
800 [ipp-set3]) are intended to stop the associated output device(s) from performing work and accepting
801 operations, except query operations.

802 10.3.1 Deactivate-Printer operation

803 This OPTIONAL operation allows a client to stop the Printer object from starting to send IPP jobs to any of
804 its output devices or subordinate Printers (Pause-Printer-After-Current-Job) and stop the Printer object from
805 accepting any, but query requests. The Printer performs a Disable-Printer and a Pause-Printer-After-
806 Current-Job operation immediately, including use of all of the "printer-state-reasons" if these two
807 operations cannot be completed immediately. In addition, the Printer MUST immediately reject all
808 requests, except Activate-Printer, queries (Get-Printer-Attributes, Get-Job-Attributes, Get-Jobs, etc.), Send-
809 Document, and Send-URI (so that partial job submission can be completed - see section 10.1.1) and return
810 the 'server-error-service-unavailable' status code.

811 The IPP Printer MUST accept the request in any state. Immediately, the Printer MUST set the 'printer-
812 deactivated' value in its "printer-state-reasons" attribute.

813 **ISSUE 10 - Ok that Deactivate-Printer sets the 'printer-deactivated' "printer-state-reasons" value, in addition**
814 **to performing both a Disable-Printer and a Pause-Printer-After-Current-Job, neither of which set this value?**

815 *Access Rights:* The authenticated user (see [ipp-mod] section 8.3) performing this operation must be an
816 operator or administrator of the Printer object (see [ipp-mod] Sections 1 and 8.5).

817 The Deactivate-Printer Request and Deactivate-Printer Response have the same attribute groups and
818 attributes as the Pause-Printer operation (see [ipp-mod] sections 3.2.7.1 and 3.2.7.2), including the new
819 "printer-message-from-operator" operation attribute (see section 5).

820 10.3.2 Activate-Printer operation

821 This OPTIONAL operation allows a client to undo the effects of the Deactivate-Printer, i.e., allow the
822 Printer object to start sending IPP jobs to any of its output devices or subordinate Printers (Pause-Printer-
823 After-Current-Job) and start the Printer object from accepting any requests. The Printer performs an

824 Enable-Printer and a Resume-Printer operation immediately. In addition, the Printer MUST immediately
825 start accepting all requests.

826 The IPP Printer MUST accept the request in any state. Immediately, the Printer MUST immediately
827 remove the 'printer-deactivated' value from its "printer-state-reasons" attribute.

828 *Access Rights:* The authenticated user (see [ipp-mod] section 8.3) performing this operation must be an
829 operator or administrator of the Printer object (see [ipp-mod] Sections 1 and 8.5).

830 The Activate-Printer Request and Activate-Printer Response have the same attribute groups and attributes
831 as the Pause-Printer operation (see [ipp-mod] sections 3.2.7.1 and 3.2.7.2), including the new "printer-
832 message-from-operator" operation attribute (see section 5).

833 10.4 Restart-Printer, Shutdown-Printer, and Startup-Printer operations

834 This section defines the OPTIONAL Restart-Printer, Shutdown-Printer, and Startup-Printer operations that
835 initialize, shutdown, and startup the Printer object, respectively. Each of these operations is OPTIONAL
836 and any combination MAY be supported.

837 The Restart-Printer, Shutdown-Printer, and Startup-Printer operations MUST NOT affect the submission of
838 jobs using other job submission protocols to the associated output device; the Reset-Device and Power-Off-
839 Device operations (see [ipp-set3]) are intended to initialize or power off the associated output device(s).

840 10.4.1 Restart-Printer operation

841 This OPTIONAL operation allows a client to restart a Printer object whose operation is in need of
842 initialization because of incorrect or erratic behavior, i.e., perform the effect of a software re-boot. The
843 implementation MUST attempt to save any information about Jobs and the Printer object before re-
844 initializing. However, this operation MAY have drastic consequences on the running system, so the
845 operator should first try the Deactivate-Printer to minimize the effect on the current state of the system.
846 The effects of previous Disable-Printer, Pause Printer, and Deactivate-Printer operations are lost.

847 The IPP Printer MUST accept the request in any state. The Printer object MUST initialize its Printer's
848 "printer-state" to 'idle', remove the state reasons from its "printer-state-reasons" attribute, and its "printer-is-
849 accepting-jobs" attribute to 'true'.

850 *Access Rights:* The authenticated user (see [ipp-mod] section 8.3) performing this operation must be an
851 operator or administrator of the Printer object (see [ipp-mod] Sections 1 and 8.5).

852 The Restart-Printer Request and Restart-Printer Response have the same attribute groups and attributes as
853 the Pause-Printer operation (see [ipp-mod] sections 3.2.8.1 and 3.2.8.2), including the new "printer-
854 message-from-operator" operation attribute (see section 5).

855

856 10.4.2 Shutdown-Printer Operation

857 This OPTIONAL operation allows a client to shutdown a Printer, i.e., stop processing jobs and make the
858 Printer object no longer available for any operations using the IPP protocol without losing any jobs. There
859 is no way to bring the instance of the Printer object back to being used, except for the Startup-Printer (see
860 section 10.4.3) which starts up a new instance of the Printer object for hosted implementations. The
861 purpose of Shutdown-Printer is to shutdown the Printer for an extended period, not to reset the device(s) or
862 modify a Printer attribute. See Restart-Printer (section 10.4.1), Startup-Printer (section), and Reset-Device
863 [ipp-set3] for the way to initialize the software or reset the output device(s). See the Disable-Printer
864 operation (section 10.1) for a way for the client to stop the Printer from accepting Job Creation requests
865 without stopping processing or shutting down.

866 The Printer MUST add the 'shutdown' value (see [ipp-mod] section 4.4.11) immediately to its "printer-state-
867 reasons" Printer Description attribute and performs a Deactivate-Printer operation (see section 10.3.1)
868 which performs a Disable-Printer and Pause-Printer-After-Current-Job operation).

869 Note: In order to shutdown the Printer after all the currently submitted jobs have completed, the operator
870 issues a Disable-Printer operation (see section 10.1.1) and then waits until all the jobs have completed and
871 the Printer goes into the 'idle' state before issuing the Shutdown-Printer operation.

872 The Printer object MUST accept this operation in any state and transition the Printer object through the
873 "printer-states" and "printer-state-reasons" defined for the Pause-Printer-After-Current-Job operation until
874 the activity is completed and the Printer object disappears.

875 *Access Rights:* The authenticated user (see [ipp-mod] section 8.3) performing this operation must be an
876 operator or administrator of the Printer object (see [ipp-mod] Sections 1 and 8.5).

877 The Shutdown-Printer Request and Shutdown-Printer Response have the same attribute groups and
878 attributes as the Pause-Printer operation (see [ipp-mod] sections 3.2.7.1 and 3.2.7.2), including the new
879 "printer-message-from-operator" operation attribute (see section 5).

880 10.4.3 Startup-Printer operation

881 This OPTIONAL operation allows a client to startup an instance of a Printer object, provided that there isn't
882 already one instantiated. The purpose of Startup-Printer is to allow a hosted implementation of the IPP
883 Printer object to be started after the host is available (by means outside this document). See Restart-Printer
884 (section 10.4.1) and Reset-Device [ipp-set3] for the way to initialize the software or reset the output
885 device(s) when the IPP Printer object has already been instantiated.

886 The host MUST accept this operation only when the Printer object has not been instantiated. If the Printer
887 object already exists, the host must return the 'client-error-not-possible' status code.

888 The result of this operation MUST be with the Printer object's "printer-state" set to 'idle', the state reasons
889 removed from its "printer-state-reasons" attribute, and its "printer-is-accepting-jobs" attribute set to 'true'. If
890 the operator wants to change the configuration, he/she should immediately issue a Disable-Printer operation
891 (or have changed the configuration before the Shutdown-Printer operation).

892 ISSUE 11 - Ok that Startup-Printer sets the "printer-is-accepting-jobs" to 'true'? If the operator wants to
893 change the configuration, he/she should immediately issue a Disable-Printer operation (or have changed the
894 configuration before the Shutdown-Printer operation.

895 *Access Rights:* The authenticated user (see [ipp-mod] section 8.3) performing this operation must be an
896 operator or administrator of the Printer object (see [ipp-mod] Sections 1 and 8.5).

897 The Shutdown-Printer Request and Shutdown-Printer Response have the same attribute groups and
898 attributes as the Pause-Printer operation (see [ipp-mod] sections 3.2.7.1 and 3.2.7.2), including the new
899 "printer-message-from-operator" operation attribute (see section 5).

900

901 11 Definition of the Set2 Job Operations

902 All Job operations are directed at Job objects. A client **MUST** always supply some means of identifying the
 903 Job object in order to identify the correct target of the operation. That job identification **MAY** either be a
 904 single Job URI or a combination of a Printer URI with a Job ID. The IPP object implementation **MUST**
 905 support both forms of identification for every job.

906 The Set2 Job Operations are summarized in Table 8:

907

Table 8 - Job operation Operation-Id assignments

| Operation Name | Operation-Id | Brief description |
|---------------------|--------------|--|
| Reprocess-Job | 0x?? | Creates a copy of a completed target job with a new Job ID and processes it |
| Cancel-Current-Job | 0x?? | Cancels the current job on the target Printer or the specified job if it is the current job |
| Suspend-Current-Job | 0x?? | Suspends the current processing job on the target Printer or the specified job if it is the current job, allowing other jobs to be processed instead |
| Resume-Job | 0x?? | Resume the paused target job |
| Promote-Job | 0x?? | Promote the pending target job to be next after the current job(s) complete |

908

909

910 11.1 Reprocess-Job Operation

911 This OPTIONAL operation is a create job operation that allows a client to re-process a copy of a job that
912 had been retained in the queue after processing completed, was canceled, or was aborted (see [ipp-mod]
913 section 4.3.7.2). This operation is the same as the Restart-Job operation (see [ipp-mod] section 3.3.7),
914 except that the Printer creates a new job that is a copy of the target job and the target job is unchanged. The
915 new job is assigned new values to the "job-uri" and "job-id" attributes and the new job's Job Description
916 attributes that accumulate job progress, such as "job-impressions-completed", "job-media-sheets-
917 completed", and "job-k-octets-processed", are initialized to 0 as with any create job operation. The target
918 job moves to the Job History after a suitable period, independent of whether one or more Reprocess-Job
919 operations have been performed on it.

920 If the Set-Job-Attributes operation is supported, then the "job-hold-until" operation attribute MUST be
921 supported with at least the 'indefinite' value, so that a client can modify the new job before it is scheduled
922 for processing using the Set-Job-Attributes operation. After modifying the job, the client can release the
923 job for processing, by using the Release-Job operation specifying the newly assigned "job-uri" or "job-id"
924 for the new job.

925

926 11.2 Cancel-Current-Job Operation

927 This OPTIONAL operation allows a client to cancel the current job on the target Printer or the specified job
928 if it is the current job on the Printer. See [ipp-mod] section 3.3.3 for the semantics of canceling a job.
929 Since a Job might already be marking by the time a Cancel-Current-Job is received, some media sheet
930 pages might be printed before the job is actually terminated.

931 **ISSUE 12: At the December meeting we agreed to move Cancel-Current-Job to the Set3 spec and call it**
932 **something like Cancel-Current-Device-Job. The problem is that the output device may not have a concept**
933 **of a job. So ok to keep Cancel-Current-Job in the Set2 spec as a Printer operation?**

934 If the client does not supply a "job-id" operation attribute, the Printer MUST accept the request and cancel
935 the current job if there is a current job in the 'processing' or 'processing-stopped' state; otherwise, it MUST
936 reject the request and return the 'client-error-not-possible' status code. If more than one job is in the
937 'processing' or 'processing-stopped' states, the one that is marking is canceled and the others are unaffected.

938 **Warning:** On a shared printer, there is a race condition. Between the time that a user issues this operation
939 and its acceptance, the current job might change to a different job. If the user or operator is authenticated to
940 cancel the new job, the wrong job is canceled. To prevent this race from canceling the wrong job, the client
941 MAY supply the "job-id" operation attribute which is checked against the current job's job-id. If the job
942 identified by the "job-id" attribute is not the current job on the Printer, i.e., is not in the 'processing' or
943 'processing-stopped' states, the Printer MUST reject this operation and return the 'client-error-not-possible'
944 status code. Otherwise, the Printer cancels the specified job.

945 *Access Rights:* The authenticated user (see [ipp-mod] section 8.3) performing this operation must either be
946 the job owner (as determined in the Job Creation operation) or an operator or administrator of the Printer
947 object (see [ipp-mod] Sections 1 and 8.5).

948 The Cancel-Current-Job Request and Cancel-Current-Job Response have the same attribute groups and
949 attributes as the Resume-Printer operation (see [ipp-mod] section 3.2.8), including the new "job-message-
950 from-operator" operation attribute (see section 5), with the addition of the following Group 1 Operation
951 attributes in the request:

952 "job-id" (integer(1:MAX)):

953 The client OPTIONALLY supplies this Operation attribute in order to verify that the identified job
954 is still the current job on the target Printer object. The IPP object MUST supports this operation
955 attribute, if it supports this operation.

956

957 11.3 Suspend and Resume Job operations

958 This section defines the Suspend-Current-Job and Resume-Job operations. These operations allow an
959 operator or user to suspend a job while it is processing and allow other jobs to be processed and the resume
960 the suspended job at a later point in time without losing any of the output.

961 If either of these operations is supported, they both **MUST** be supported.

962 The Hold-Job and Release-Job operations ([ipp-mod] section 3.3.5) are for holding and releasing held jobs,
963 not suspending and resuming suspended jobs.

964 11.3.1 Suspend-Current-Job operation

965 This **OPTIONAL** operation allows a client to stop the current job on the target Printer or the specified job if
966 it is the current job on the Printer, and allow other jobs to be processed instead. The Printer moves the
967 current job or the target job to the 'processing-stopped' state and sets the 'job-suspended' value (see section
968 8.1) in the job's "job-state-reasons" attribute and processes other jobs.

969 If the client does not supply a "job-id" operation attribute, the Printer **MUST** accept the request and suspend
970 the current job if there is a current job in the 'processing' or 'processing-stopped' state; otherwise, it **MUST**
971 reject the request and return the 'client-error-not-possible' status code. If more than one job is in the
972 'processing' or 'processing-stopped' states, all of them are suspended.

973 **Warning:** On a shared printer, there is a race condition. Between the time that a user issues this operation
974 and its acceptance, the current job might change to a different job. If the user or operator is authenticated to
975 suspend the new job, the wrong job is suspended. To prevent this race from pausing the wrong job, the
976 client **MAY** supply the "job-id" operation attribute which is checked against the current job's job-id. If the
977 job identified by the "job-id" attribute is not the current job on the Printer, i.e., is not in the 'processing' or
978 'processing-stopped' states, the Printer **MUST** reject this operation and return the 'client-error-not-possible'
979 status code. Otherwise, the Printer suspends the specified job and processed other jobs.

980 The Printer **MUST** reject a Resume-Job request (and return the 'client-error-not-possible') for a job that has
981 been suspended , i.e., for a job in the 'processing-stopped' state, with the 'job-suspended' value in its "job-
982 state-reasons" attribute.

983 *Access Rights:* The authenticated user (see [ipp-mod] section 8.3) performing this operation must either be
984 the job owner (as determined in the Job Creation operation) or an operator or administrator of the Printer
985 object (see [ipp-mod] Sections 1 and 8.5).

986 The Suspend-Current-Job Request and Suspend-Current-Job Response have the same attribute groups and
987 attributes as the Pause-Printer operation (see [ipp-mod] section 3.2.8), including the new "job-message-
988 from-operator" operation attribute (see section 5), with the addition of the following Group 1 Operation
989 attributes in the request:

990 "job-id" (integer(1:MAX)):

991 The client OPTIONALLY supplies this Operation attribute in order to verify that the identified job
992 is still the current job on the target Printer object. The IPP object MUST supports this operation
993 attribute, if it supports this operation.

994

995 11.3.2 Resume-Job operation

996 This OPTIONAL operation allows a client to resume the target job at the point where it was suspended.
997 The Printer moves the target job to the 'pending' state and removes the 'job-suspended' value from the job's
998 "job-state-reasons" attribute.

999 If the target job is not in the 'processing-stopped' state with the 'job-suspended' value in the job's "job-state-
1000 reasons" attribute, the Printer rejects the request and returns the 'client-error-not-possible' status code, since
1001 the job was not suspended.

1002 *Access Rights:* The authenticated user (see [ipp-mod] section 8.3) performing this operation must either be
1003 the job owner (as determined in the Job Creation operation) or an operator or administrator of the Printer
1004 object (see [ipp-mod] Sections 1 and 8.5).

1005 The Resume-Job Request and Resume-Job Response have the same attribute groups and attributes as the
1006 Release-Job operation (see [ipp-mod] section 3.3.6), including the new "job-message-from-operator"
1007 operation attribute (see section 5).

1008

1009 11.4 Promote-Job operation

1010 This OPTIONAL operation allows a client to make the pending target job be processed next after the
1011 current job completes. This operation is specially useful in a production printing environment where the
1012 operator is involved in job scheduling.

1013 If the target job is in the 'pending' state, this operation does not change the job's state, but causes the job to
1014 be processed after the current job(s) complete. If the target job is not in the 'pending' state, the Printer
1015 rejects the request and returns the 'client-error-not-possible' status code. The Printer returns the target job
1016 immediately after the current job(s) in a Get-Jobs response (see [ipp-mod] section 3.2.6) for the 'not-
1017 completed' jobs.

1018 When the current job completes, is canceled, suspended, or aborted, the target of this operation is processed
1019 next.

1020 If a client issues this request (again) before the target of the operation of the original request started
1021 processing, the target of this new request is scheduled before the previous job that was to be processed next.

1022 IPP is specified not to require queues for job scheduling, since there are other implementation techniques
1023 for scheduling multiple jobs, such as re-evaluating a criteria function for each job on a scheduling cycle.
1024 However, if an implementation does implement queues for jobs, then the Promote-Job puts the specified
1025 job at the front of the queue. A subsequent Promote-Job before the first job starts processing puts that
1026 specified job at the front of the queue, so that it is "in front" of the previously promoted job.

1027 *Access Rights:* The authenticated user (see [ipp-mod] section 8.3) performing this operation must be an
1028 operator or administrator of the Printer object (see [ipp-mod] Sections 1 and 8.5).

1029 The Promote-Job Request and Promote-Job Response have the same attribute groups and attributes as the
1030 Cancel-Job operation (see [ipp-mod] section 3.3.3), including the new "job-message-from-operator"
1031 operation attribute (see section 5).

1032

1033 12 Conformance Requirements

1034 The Set2 operations are OPTIONAL operations. However, some Set2 operations MUST be implemented if
 1035 others are implemented as shown in Table 9.

1036 **Table 9 - Conformance Requirement Dependencies for Operations**

| Operations REQUIRED | If any of these operations are supported: |
|--|--|
| Enable-Printer | Disable-Printer |
| Disable-Printer | Enable-Printer |
| Pause-Printer | Resume-Printer |
| Resume-Printer | Pause-Printer, Pause-Printer-After-Current-Job, Pause-Printer-After-All-Current-Jobs |
| Activate-Printer, Disable-Printer, Pause-Printer-After-Current-Job | Deactivate-Printer |
| Deactivate-Printer, Enable-Printer, Resume-Printer | Activate-Printer |
| Restart-Printer | none |
| Shutdown-Printer | none |
| Startup-Printer | none |
| Reprocess-Job | none |
| Cancel-Current-Job | none |
| Resume-Job | Suspend-Current-Job |
| Suspend-Current-Job | Resume-Job |
| Promote-Job | none |

1037 Table 10 and Table 11 list the "printer-state-reasons" and "job-state-reasons" values that are REQUIRED if
 1038 the indicated operations are supported.

1039 **Table 10- Conformance Requirement Dependencies for "printer-state-reasons" Values**

| "printer-state-reasons" values: | Conformance Requirement | If any of the following Printer operations are supported: |
|---------------------------------|-------------------------|---|
| 'paused' | REQUIRED | Pause-Printer, Pause-Printer-After-Current-Job, or Pause-Printer-After-All-Jobs, Deactivate-Printer |
| 'moving-to-paused' | REQUIRED | Pause-Printer-After-All-Jobs |
| 'moving-to-paused' | OPTIONAL | Pause-Printer, Pause-Printer-After-Current-Job, Deactivate-Printer |
| 'printer-deactivated' | REQUIRED | Deactivate-Printer |

1040

1041

Table 11- Conformance Requirement Dependencies for "job-state-reasons" Values

| "job-state-reasons" values: | Conformance Requirement | If any of the following Job operations are supported: |
|-----------------------------|-------------------------|---|
| 'job-suspended' | REQUIRED | Suspend-Current-Job |
| 'printer-stopped' | REQUIRED | always REQUIRED |

1042

1043 13 IANA Considerations

1044 The operations and attributes in this registration proposal will be published by IANA according to the
 1045 procedures in RFC 2566 [rfc2566] section 6.4 for operations with the following URL:

1046 [ftp.isi.edu/iana/assignments/ipp/operations/set2.txt](ftp://isi.edu/iana/assignments/ipp/operations/set2.txt)

1047 14 Internationalization Considerations

1048 This document has the same localization considerations as the [ipp-mod].

1049 15 Security Considerations

1050 The IPP Model and Semantics document [ipp-mod] discusses high level security requirements (Client
 1051 Authentication, Server Authentication and Operation Privacy). Client Authentication is the mechanism by
 1052 which the client proves its identity to the server in a secure manner. Server Authentication is the mechanism
 1053 by which the server proves its identity to the client in a secure manner. Operation Privacy is defined as a
 1054 mechanism for protecting operations from eavesdropping.

1055 16 Author's Addresses

1056 Carl Kugler
 1057 IBM
 1058 Boulder CO

1059
 1060 Phone: (303) 924-5060
 1061 FAX:
 1062 e-mail: kugler@us.ibm.com

1063
 1064 Tom Hastings
 1065 Xerox Corporation
 1066 737 Hawaii St. ESAE 231
 1067 El Segundo, CA 90245

1068

1069 Phone: 310-333-6413

1070

Fax: 310-333-5514

1071

e-mail: hastings@cp10.es.xerox.com

1072

1073 Harry Lewis

1074

IBM

1075

Boulder CO

1076

1077 Phone: (303) 924-5337

1078

FAX:

1079

e-mail: harryl@us.ibm.com

1080

1081 17 References

1082 [ipp-mod]

1083 R. deBry, T. Hastings, R. Herriot, S. Isaacson, P. Powell, "Internet Printing Protocol/1.0: Model and
1084 Semantics", <draft-ietf-ipp-model-v11-04.txt>, June 23, 1999.

1085 [RFC2566]

1086 R. deBry, T. Hastings, R. Herriot, S. Isaacson, P. Powell, "Internet Printing Protocol/1.0: Model and
1087 Semantics", RFC 2566, April 1999.

1088 18 Change History

1089 This section summarizes the changes. Each sub-section is in reverse chronological order. Adding or
1090 removing ISSUES that don't change the document are not listed here.

1091 18.1 Changes to the December 8, 1999 version to make the February 3, 2000 version

1092 The following changes to the December 8, 1999 version to make the February 3, 2000 version as a result of
1093 the December 1999 IPP WG meeting:1094 1. The Set-Printer-Attributes and Set-Job-Attributes operations were moved to a new "Job and Printer Set
1095 operations" spec [ipp-set], along with the "printer-message-from-operator" & "job-message-from-
1096 operator" operation attributes, the "printer-settable-attributes", "job-settable-attributes", "printer-
1097 message-time" (integer), and "printer-message-date-time" (dateTime) Printer Description attributes, the
1098 'client-error-attributes-not-settable' status code, and the 'not-settable' out-of-band value.

1099 2. Deleted the "printer-message-operation: (type2 keyword) altogether.

1100 3. Add a requirement to startup a powered-off device, say, Power-On-Device.

- 1101 4. Deleted the Interpreter object. Functionality moved to the [ipp-set] spec through the addition of a
1102 "document-format-varying-attributes" (1setOf type2 keyword) Printer Description attribute instead.
- 1103 5. Clarified that, while a Non-Leaf Printer MUST NOT have associated devices, it SHOULD have an
1104 "output-devices-supported" (1setOf name(127)) Printer Description attribute which is a roll up of its
1105 subordinate "output-devices-supported" attributes.
- 1106 6. Changed Suspend-Current-Job operation so that the Printer MUST NOT forward it to subordinate
1107 Printers.
- 1108 7. Clarified that as jobs are forwarded, the IPP/1.1 "requesting-user-name" operation attribute is the
1109 immediate submitting client while the "job-originating-user-name" Job Description attribute is the
1110 authenticated original user.
- 1111 8. Left IPP/1.1 Pause-Printer operation unchanged with multiple interpretations. The Pause-Printer-After-
1112 Current-Job, Pause-Device-Now, Pause-Device-After-Current-Copy, and Pause-Device-After-Current-
1113 Job all provide unambiguous interpretations.
- 1114 9. Clarified that the 'paused' values is REQUIRED if the Pause-Printer or Pause-Printer-After-Current-Job
1115 operations are supported, but that 'moving-to-paused' depends on implementation.
- 1116 10. Clarified that the 'paused' and 'moving-to-paused-all' values is REQUIRED if the Pause-Printer-After-
1117 All-Jobs operation is supported.
- 1118 11. Clarified that the Shutdown-Printer operation MUST NOT lose any jobs.
- 1119 12. Added a Conformance section which as a "Conformance Requirement Dependencies For Operations"
1120 table and a "Conformance Requirement Dependencies for State Reasons Values" table.
- 1121 18.2 Changes to the November 16, 1999 version to make the December 8, 1999 version
- 1122 The following changes to the November 16, 1999 version to make the December 8, 1999 version as a result
1123 of the IPP WG telecons and mailing list discussion:
- 1124 1. Introduced the separation of Printer operation from Device operations. Removed the "printer-controls-
1125 other-protocols" (boolean) Printer Description attribute. Printer operations affect only IPP jobs and
1126 objects, while the Device operations affect the output device. Set2 has the Printer operations and Set3
1127 has the Device operations. But do both sets of operations with only the Printer object and only the
1128 "printer-uri" target.
- 1129 2. Remove the "when" operation attribute and added distinct Pause operations instead: Pause-Printer-
1130 After-Current-Job (IPP/1.1 Pause-Printer clarified), Pause-Printer-After-All-Current-Jobs
- 1131 3. Added Deactivate-Printer and Activate-Printer which do Disable-Printer, Pause-Printer-After-Current-
1132 Job, and only allow query, Send-Document, Send-URI, and Activate-Printer operations. This is a
1133 clearer "shutdown" that can be brought back up using the protocol.

- 1134 4. Clarified that Shutdown-Printer cannot be brought back via the protocol, though added Startup-Printer
1135 for hosted implementations to instantiate a fresh copy of the Printer object.
- 1136 5. Changed the name of Pause-Current-Job to Suspend-Current-Job, since other jobs can be processed on
1137 the Printer (unlike Pause-Printer).
- 1138 6. Added the Terminology section
- 1139 7. Added the Requirements and Use Cases section
- 1140 8. Added pictures of chained Printers, Printer fan-out, and Printer fan-in.
- 1141 9. Added the concept of subordinate Printers and the "subordinate-printers-supported" (1setOf uri) Printer
1142 Description attribute to describe the configuration.
- 1143 10. Added the forwarding rules: IPP Printer objects MUST NOT forward Printer operations to subordinate
1144 IPP Printer objects, except for the chained Printer configuration. IPP Printer objects MUST forward
1145 Job operations to the intended Job object.
- 1146 11. Removed the "synchronize" operation attribute from all operations.
- 1147 12. Renamed 'standby' to 'deactivated' Printer state reason.
- 1148 13. Added 'moving-to-paused-all' Printer state reason for use with Pause-Printer-After-All-Current-Jobs
- 1149 14. Added 'printer-deactivated' Printer state reason for use with Deactivate-Printer.
- 1150 15. Renamed job-paused' to 'job-suspended' to go with the rename Suspend-Current-Job operation.
- 1151 16. Renamed 'server-error-printer-is-in-standby-mode' status code to 'server-error-printer-is-deactivate'.
- 1152 17. Grouped attributes that come in pairs.
- 1153 18. Changed Shutdown-Printer so that there is no operation to come back to life, except Startup-Printer
1154 which starts a new instance (but there can only be one instance per Printer object).
- 1155 18.3 Changes to the November 1, 1999 version to make the November 16, 1999 version
- 1156 1. Formally defined IPP Printer fan-out, IPP Printer fan-in, and output device fan-out. Added figures to
1157 show IPP Printer fan-out and IPP Printer fan-in.
- 1158 2. Added "parent-printers-supported (1setOf uri) Printer Description attribute to point back up the Printer
1159 hierarchy.
- 1160 3. Added the requirements for forwarding operations that affect Jobs and for not forwarding operations
1161 that affect Printers.

- 1162 4. Added "original-requesting-user-name" (name(MAX)) to represent the original end user, not the parent
1163 Printer's host.
- 1164 5. Changed the default for "when" for the Pause-Printer operation from 'after-current-job' to 'now', since
1165 that is the behavior in IPP/1.1 where the "when" operation attribute is not defined.
- 1166 6. Allowed a non-leaf Printer to have only one subordinate Printer.
- 1167 7. Changed most of the "parent" Printer terminology to "non-leaf" Printer to contrast more clearly with
1168 "leaf" Printer objects. The term "parent" is only used when talking about a subordinate's immediate
1169 parent Printer object.
- 1170 8. Added "original-requesting-user-name" (name (MAX)) to the list of READ-ONLY Job Description
1171 attributes.
- 1172 18.4 Changes to the October 22, 1999 version to make the November 1, 1999 version
- 1173 The following changes to the October 22, 1999 version to make the November 1, 1999 version as a result of
1174 the IPP WG meeting in Durham, 10/99:
- 1175 1. Removed the Reset-Printer, Non-Process-Run-Out, and Space-Current-Job operations from this Set2
1176 spec and moved them to a new Set3 spec for use with the new Device object, renaming them
1177 appropriately, to Reset-Device, Non-Process-Run-Out-Device, and Space-Device.
- 1178 2. Added the concept of parent and subordinate Printer objects to formally represent fan-out. Mentioned
1179 the Device object that is in a new [ipp-set3] spec.
- 1180 3. Distributed the definition of the "when" operation attribute to the Pause-Printer (IPP/1.1), Shutdown-
1181 Printer, and Pause-Current-Job operations and listed the values that are appropriate to that operation
1182 only:
1183 Pause-Printer: 'now', 'after-current-copy', 'after-current-job' (default), and 'after-all'.
1184 Shutdown-Printer: 'now', 'after-current-job' (default), and 'after-all'
1185 Pause-Current-Job: 'now', 'after-current-copy' (default)
- 1186 4. Deleted the "device-name" operation attribute and the "device-names-supported" (1setOf name(127))
1187 Printer Description attribute. The latter will be part of the [ipp-set3] document.
- 1188 5. Kept the "job-settable-attributes" (1setOf type2 keyword) and "printer-settable-attributes" (1setOf type2
1189 keyword), but deleted the "interpreter-settable-attributes (1setOf type2 keyword), since the Interpreter
1190 object and its attributes are really a sub-class of the Printer object.
- 1191 6. Deleted the "when-values-supported" (1setOf type2 keyword) Printer Description attribute.
- 1192 7. Added the "subordinate-printers-supported" (1setOf uri) Printer Description attribute.

1193 18.5 Changes to the September 19, 1999 version to make the October 22, 1999 version

1194 Adding or removing ISSUES that don't change the document are not listed here. The following changes to
1195 the September 19, 1999 version to make the October 22, 1999 version as a result of the IPP WG meeting in
1196 Denver, 9/99:

1197 1. Added the Interpreter object.

1198 2. Added the "device-name" operation attribute to handle passing operations through the IPP Printer object
1199 to the device.

1200 3. Added the out-of-band 'not-settable' to allow the Set-Job-Attributes and Set-Printer-Attributes response
1201 to indicate the difference between an unsupported attribute and a supported, but not settable, attribute in
1202 the Unsupported Attributes Group.

1203 4. Removed "when-values-supported" and "job-settable-attributes" and "printer-settable-attributes" and
1204 "interpreter-settable-attributes" from the list of attributes that MUST be read-only. So an administrator
1205 could sub-set the policy on what when values are supported or which attributes can be set.

1206 18.6 Changes to the July 19, 1999 version to make the September 19, 1999 version

1207 The following changes to the July 19, 1999 version to make the September 19, 1999 version as a result of
1208 the IPP WG meeting in Alaska, 8/99:

1209 1. Refer to proposal as "Set2" rather than "Administrative" operations.

1210 2. Revise the emphasis on administrator throughout the document, although the word administrator
1211 remains wherever appropriate.

1212 3. Convert non-process-run-out from an operations attribute to an operation.

1213 4. Added Issue 21: For all these "access" caveats, why not just say... 'authentication and access control
1214 (see ipp-mod sections 1, 8.3 and 8.5) applies to this operation'.?

1215 5. Added Issue 22: Why? This is backward, if you ask me (HRL).

1216 6. Per resolution of Issue 2, the "settable-attributes" Printer Description attribute, was replaced with three
1217 Printer Description attributes: "printer-settable-attributes", "job-settable-attributes", and "interpreter-
1218 settable-attributes". The latter for those implementations that have different values for Printer attributes
1219 in the Get-Printer-Attributes and Set-Printer-Attributes operations, depending on the value of the
1220 "document-format" operation attribute supplied by the client. If and when we get a Document object,
1221 then we can add a "document-settable-attributes" Printer Description attribute.

- 1222 18.7 Changes to the June 30, 1999 version to make the July 19, 1999 version
- 1223 The following changes to the June 30, 1999 version to make the July 19, 1999 version as a result of the IPP
1224 WG meeting in Copenhagen, 7/7/99-7/8/99, and the IPP telecon, 7/14/1999:
- 1225 1. Sections 2.1 and 2.2: Clarified that the way to remove a message from the operator was for the client to
1226 supply a zero-length or all white space text string which is copied as usual to the "xxx-message-from-
1227 operator" attribute.
 - 1228 2. Section 2.3: Added "factory-settings" (boolean) operation attribute to the Get-Printer-Attributes
1229 operation.
 - 1230 3. Section 2.4: Added the "when" operation attribute to the Pause-Current-Job operation.
 - 1231 4. Section 2.4: Made the "when" operation attribute OPTIONAL for use in operations (Pause-Printer,
1232 Reset-Printer, Shutdown-Printer, and Pause-Current-Job operations).
 - 1233 5. Sections 2.5: Added table of operation attributes for the Printer operations to make it easy to compare.
 - 1234 6. Sections 2.6: Added table of operation attributes for the Job operations to make it easy to compare.
 - 1235 7. Section 3.1: Added "settable-attributes" (1setOf type2 keyword) READ-ONLY Printer Description
1236 attribute.
 - 1237 8. Section 3.2: Added "printer-controls-other-protocols" (boolean) Printer Description attribute
 - 1238 9. Section 3.3: Added the READ-ONLY "printer-message-time" (integer(MIN:MAX)) Printer
1239 Description attribute to keep time message updated in time ticks.
 - 1240 10. Section 4.2: Deleted the 'process-next' "job-state-reasons" value, so that repeated Promote-Job
1241 operations promote each job "to the front of the queue".
 - 1242 11. Sections 6.1.1.1 and 6.2.1.1: Replaced the table that listed all attributes with one that lists only the
1243 attributes that MUST be READ-ONLY.
 - 1244 12. Section 6.1.1.1: Indicated that attributes that are not specified as READ-ONLY in this document MAY
1245 be settable. If they control behavior, that changing their values MUST change the behavior.
 - 1246 13. Section 6.1.1.2 and 6.2.1.2: Deleted the "ipp-attribute-fidelity" operation attribute from the Set-Printer-
1247 Attributes and Set-Job-Attributes operations. All set operations are atomic.
 - 1248 14. Section 6.1.1.2: Add the concept of the Interpreter object to handle attributes whose values vary in the
1249 Set-Printer-Attributes and Get-Printer-Attributes, depending on the value of the "document-format"
1250 operation attribute.
 - 1251 15. Sections 6.1.1.3 and 6.2.1.2: Changed the "out-of-band" 'not-settable' value back to the existing 'not-
1252 supported' value.

- 1253 16. Section 6.1.2 and 6.1.3: Added "job-type" operation attribute to Disable-Printer and Enable-Printer
1254 operations with values: 'network-jobs', 'walk-up-jobs', and 'all-jobs'.
- 1255 17. Section 6.1.5: Clarified that Restart-Printer brings up the Printer disabled and paused, since that is the
1256 eventual state that Shutdown-Printer leaves the printer in.
- 1257 18. Section 6.1.5: Indicated that if Restart-Printer is supported, then Shutdown-Printer MUST be
1258 supported.
- 1259 19. Section 6.1.6: Deleted Space-Printer operation. Keep Space-Current-Job operation only which has a
1260 "job-id" operation attribute that a client MAY supply.
- 1261 20. Section 6.1.6: Clarified that Shutdown-Printer is for a long period of time, not just to reset the device or
1262 change attribute values. Also that Shutdown performs an immediate Disable-Printer and an eventual
1263 Pause-Printer.
- 1264 21. Sections 6.2.3, 6.2.4, and 6.2.7 : Added a "job-id" operation attribute to Cancel-Current-Job, Pause-
1265 Current-Job, and Space-Current-Job that a client MAY supply to check for race condition where current
1266 job changes
- 1267 22. Section 6.2.4: Combined Pause-Job into Pause-Current-Job operation.
- 1268 23. Sections 6.2.4 and 6.2.5: Pause-Current-Job puts job in 'processing-stopped' state, not 'pending-held'
1269 state.
- 1270 24. Section 6.2.6: Simplified Promote-Job, so that it behaves as if the job were put at the front of the
1271 queue.

1272 19 Appendix A: Full Copyright Statement

1273 Copyright (C) The Internet Society (1998,1999). All Rights Reserved

1274 This document and translations of it may be copied and furnished to others, and derivative works that
1275 comment on or otherwise explain it or assist in its implementation may be prepared, copied, published and
1276 distributed, in whole or in part, without restriction of any kind, provided that the above copyright notice and
1277 this paragraph are included on all such copies and derivative works. However, this document itself may not
1278 be modified in any way, such as by removing the copyright notice or references to the Internet Society or
1279 other Internet organizations, except as needed for the purpose of developing Internet standards in which
1280 case the procedures for copyrights defined in the Internet Standards process must be followed, or as
1281 required to translate it into languages other than English.

1282 The limited permissions granted above are perpetual and will not be revoked by the Internet Society or its
1283 successors or assigns.

1284 This document and the information contained herein is provided on an "AS IS" basis and THE INTERNET
1285 SOCIETY AND THE INTERNET ENGINEERING TASK FORCE DISCLAIMS ALL WARRANTIES,
1286 EXPRESS OR IMPLIED, INCLUDING BUT NOT LIMITED TO ANY WARRANTY THAT THE USE
1287 OF THE INFORMATION HEREIN WILL NOT INFRINGE ANY RIGHTS OR ANY IMPLIED
1288 WARRANTIES OF MERCHANTABILITY OR FITNESS FOR A PARTICULAR PURPOSE.